

Finance 2025-26

Institution: Sam Houston State University (227881)

User ID: P2278811

Overview

Overview

The purpose of the IPEDS Finance component is to collect basic financial information from items associated with the institution's General Purpose Financial Statements.

Data Reporting Reminder:

- Report data to accurately reflect the time period corresponding with the IPEDS survey component, even if such reporting is seemingly inconsistent with prior-year reporting.

Changes to reporting:

- No changes for the 2025-26 data collection period.

Resources:

- To download the survey materials for this component: [Survey Materials](#)
- To access your prior year data submission for this component: [Reported Data](#)

If you have questions about completing this survey, please contact the **IPEDS Help Desk at (877) 225-2568**.

Finance - Public Institutions' Reporting Standard

Reporting Standard

Please indicate which reporting standards are used to prepare your financial statements:

- GASB (Governmental Accounting Standards Board), using standards of GASB 34 & 35
- FASB (Financial Accounting Standards Board)

Please consult your business officer for the correct response before saving this screen. Your response to this question will determine the forms you will receive for reporting finance data.

Finance - Public Institutions Using GASB Standards

General Information: GASB-Reporting Institutions (aligned form)

Reporting Reminder:

- To the extent possible, the finance data requested in this report should be provided from your institution's audited General Purpose Financial Statements (GPFS).
- Please refer to the instructions specific to each screen of the survey for details and references.

1. Fiscal Year Calendar

This report covers financial activities for the 12-month fiscal year: (The fiscal year reported should be the most recent fiscal year ending before October 1, 2025.)

Beginning: month/year (MMYYYY)	Month: <input type="text" value="9"/>	Year: <input type="text" value="2024"/>
And ending: month/year (MMYYYY)	Month: <input type="text" value="8"/>	Year: <input type="text" value="2025"/>

2. Audit Opinion

Did your institution receive an unqualified opinion on its General Purpose Financial Statements from your auditor for the fiscal year noted above? (If your institution is audited only in combination with another entity, answer this question based on the audit of that entity.)

- Unqualified
- 1** Qualified (Explain in box below)
- Don't know OR in progress (Explain in box below)

3. Reporting Model

GASB Statement No. 34 offers three alternative reporting models for special-purpose governments like colleges and universities. Which model is used by your institution?

- Business-type activities
- Governmental Activities
- Governmental Activities with Business-Type Activities

4. Intercollegiate Athletics

Does your institution participate in intercollegiate athletics?

- No
- Yes - answer part a and b below

a) Are the intercollegiate athletics expenses accounted for as? [check all that apply]

- Auxiliary enterprises
- Student services
- Other (specify in box below)

b) Does your institution have intercollegiate athletics revenue?

- No
- Yes - select category(s) where these revenues are included [check all that apply]

- Sales and services of educational activities
- Sales and services of auxiliary enterprises
- Other (specify in box below)

5. Endowment Assets

Does this institution or any of its foundations or other affiliated organizations own endowment assets?

- No
- Yes - (report details of endowment net assets)

6. Pension


Does your institution include defined benefit pension liabilities, expenses, and/or deferrals in its General Purpose Financial Statements?

- No
- 1** Yes

7. Postemployment Benefits Other than Pension (OPEB)

Does your institution include postemployment benefits other than pension (OPEB) liabilities, expenses, and/or deferrals in its General Purpose Financial Statements?


- No
- Yes

 You may use the box below to provide additional context for the data you have reported above. Context notes will be posted on the College Navigator website. Therefore, you should write all context notes using proper grammar (e.g., complete sentences with punctuation) and common language that can be easily understood by students and parents (e.g., spell out acronyms).

Sam Houston State University is part of the State of Texas audited financial report.


Part A - Statement of Net Position Page 1

Fiscal Year: September 1, 2024 - August 31, 2025			
If your institution is a parent institution then the amounts reported in Parts A and D should include ALL of your child institutions			
Line no.		Current year amount	Prior year amount
<u>Assets</u>			
01	Total <u>current assets</u>	233,777,046	236,893,190
31	Depreciable <u>capital assets</u> , net of depreciation	525,332,044	557,621,645
04	Other noncurrent assets CV=[A05-A31]	606,181,169	502,877,888
05	Total <u>noncurrent assets</u>	1,131,513,213	1,060,499,533
06	Total assets CV=(A01+A05)	1,365,290,259	1,297,392,723
19	<u>Deferred outflows of resources</u>	0	0
<u>Liabilities</u>			
07	<u>Long-term debt, current portion</u>	0	0
08	Other current liabilities CV=(A09-A07)	186,947,044	183,242,287
09	Total <u>current liabilities</u>	186,947,044	183,242,287
10	<u>Long-term debt</u>	0	0
11	Other noncurrent liabilities CV=(A12-A10)	13,890,914	11,827,810
12	Total <u>noncurrent liabilities</u>	13,890,914	11,827,810
13	Total liabilities CV=(A09+A12)	200,837,958	195,070,097
20	<u>Deferred inflows of resources</u>	177,078	252,500
<u>Net Position</u>			
14	<u>Invested in capital assets, net of related debt</u>	791,758,554	753,950,002
15	<u>Restricted-expendable</u>	119,668,165	106,221,500
16	<u>Restricted-nonexpendable</u>	107,425,131	107,161,348
17	<u>Unrestricted</u> CV=[A18-(A14+A15+A16)]	145,423,373	134,737,276
18	Net position CV=[(A06+A19)-(A13+A20)]	1,164,275,223	1,102,070,126

 You may use the box below to provide additional context for the data you have reported above. Context notes will be posted on the College Navigator website. Therefore, you should write all context notes using proper grammar (e.g., complete sentences with punctuation) and common language that can be easily understood by students and parents (e.g., spell out acronyms).


Part A - Statement of Net Position Page 2

Fiscal Year: September 1, 2024 - August 31, 2025			
Line No.	Description	Ending balance	Prior year Ending balance
Capital Assets			
21	<u>Land and land improvements</u>	107,925,069	104,027,482
22	<u>Infrastructure</u>	41,701,346	41,056,063
23	<u>Buildings</u>	950,251,335	942,267,970
32	Equipment, including art and <u>library collections</u>	73,130,980	72,170,861
27	<u>Construction in progress</u>	215,393,126	147,112,488
	Total for Plant, Property and Equipment CV = (A21+ .. A27)	1,388,401,856	1,306,634,864
28	<u>Accumulated depreciation</u>	598,255,330	553,651,399
33	Intangible assets, net of accumulated amortization	10,724,012	8,264,448
34	Other capital assets	2,664,983	2,501,719

 You may use the box below to provide additional context for the data you have reported above. Context notes will be posted on the College Navigator website. Therefore, you should write all context notes using proper grammar (e.g., complete sentences with punctuation) and common language that can be easily understood by students and parents (e.g., spell out acronyms).


Part D - Summary of Changes In Net Position

Fiscal Year: September 1, 2024 - August 31, 2025			
If your institution is a parent institution then the amounts reported in Parts A and D should include ALL of your child institutions			
Line No.	Description	Current year amount	Prior year amount
01	Total revenues and other additions for this institution AND all of its child institutions	568,330,114	575,231,545
02	Total expenses and deductions for this institution AND all of its child institutions	506,125,017	506,032,077
03	Change in net position during year CV=(D01-D02)	62,205,097	69,199,468
04	<u>Net position</u> beginning of year for this institution AND all of its child institutions	1,102,070,126	1,032,870,658
05	<u>Adjustments to beginning net position</u> and other gains or losses CV=[D06-(D03+D04)]	0	0
06	Net position end of year for this institution AND all of its child institutions (from A18)	1,164,275,223	1,102,070,126

 You may use the box below to provide additional context for the data you have reported above. Context notes will be posted on the College Navigator website. Therefore, you should write all context notes using proper grammar (e.g., complete sentences with punctuation) and common language that can be easily understood by students and parents (e.g., spell out acronyms).

Part E-1 - Scholarships and Fellowships

Fiscal Year: September 1, 2024 - August 31, 2025			
Do not report Federal Direct Student Loans (FDSL) anywhere in this section.			
Line No.	Scholarships and Fellowships	Current year amount	Prior year amount
01	<u>Pell grants</u> (federal)	53,512,373	48,133,700
02	<u>Other federal grants</u> (Do NOT include FDSL amounts)	1,072,751	1,146,787
03	<u>Grants by state government</u>	18,496,645	17,800,271
04	<u>Grants by local government</u>	0	0
05	<u>Institutional grants from restricted resources</u>	0	0
06	<u>Institutional grants from unrestricted resources</u> CV=[E07-(E01+...+E05)]	56,416,755	51,401,039
07	Total revenue that funds scholarships and fellowships	129,498,524	118,481,797
Discounts and Allowances			
08	<u>Discounts and allowances</u> applied to <u>tuition and fees</u>	114,933,936	77,371,005
09	<u>Discounts and allowances</u> applied to sales and services of <u>auxiliary enterprises</u>	7,305,966	13,411,445
10	Total discounts and allowances CV=(E08+E09)	122,239,902	90,782,450
11	Net scholarships and fellowships expenses after deducting discounts and allowances CV= (E07-E10) This amount will be carried forward to C10 of the expense section.	7,258,622	27,699,347

 You may use the box below to provide additional context for the data you have reported above. Context notes will be posted on the College Navigator website. Therefore, you should write all context notes using proper grammar (e.g., complete sentences with punctuation) and common language that can be easily understood by students and parents (e.g., spell out acronyms).

Part E-2 - Sources of Discounts and Allowances

Fiscal Year: September 1, 2024 - August 31, 2025								
Line No.	Source of Discounts and Allowances	Amount of Source Applied to:						
		Tuition and fees discounts allowances		Auxiliary enterprises discounts allowances		Total discounts allowances		
		Current year amount	Prior year amount	Current year amount	Prior year amount	Current year amount	Prior year amount	
12	Pell grants (federal)	<input type="text" value="50,314,075"/>	41,022,827	<input checked="" type="checkbox"/> <input type="text" value="3,198,297"/>	7,110,873	53,512,372	48,133,700	
13	Other federal grants (Do NOT include FDSL amounts)	<input checked="" type="checkbox"/> <input type="text" value="912,285"/>	591,138	<input type="text" value="57,991"/>	102,468	970,276	693,606	
14	Grants by state government	<input checked="" type="checkbox"/> <input type="text" value="15,078,286"/>	9,197,586	<input type="text" value="958,476"/>	1,594,304	16,036,762	10,791,890	
15	Grants by local government	<input type="text" value="0"/>	0	<input type="text" value="0"/>	0	0	0	
16	Endowments and gifts	<input type="text" value="0"/>	0	<input type="text" value="0"/>	0	0	0	
17	Other institutional sources CV=[E18-(E12+E13+ ... +E16)]	48,629,290	26,559,454	3,091,202	4,603,800	51,720,492	31,163,254	
18	Total (from Part E1 line 8, 9 and 10)	114,933,936	77,371,005	7,305,966	13,411,445	122,239,902	90,782,450	

Part B - Revenues and Other Additions, Page 1


Fiscal Year: September 1, 2024 - August 31, 2025			
Line No.	Source of Funds	Current year amount	Prior year amount
<u>Operating Revenues</u>			
01	<u>Tuition and fees</u> , after deducting <u>discounts & allowances</u>	146,133,796	181,859,842
Grants and contracts - operating			
02	Federal operating grants and contracts	13,212,983	13,790,400
03	State operating grants and contracts	26,702,121	26,171,356
04	Local government/private operating grants and contracts	6,891,212	6,037,291
04a	Local government operating grants and contracts	6,891,212	6,037,291
04b	Private operating grants and contracts	0	0
05	Sales and services of <u>auxiliary enterprises</u> , after deducting <u>discounts and allowances</u>	59,349,676	51,557,501
06	Sales and services of hospitals, after deducting <u>patient contractual allowances</u>	669,510	419,846
26	<u>Sales and services of educational activities</u>	0	0
07	<u>Independent operations</u>	0	0
08	Other sources - operating CV=[B09-(B01+ ...+B07)]	11,361,903	10,861,021
09	Total operating revenues	264,321,201	290,697,257

Part B - Revenues and Other Additions, Page 2

Fiscal Year: September 1, 2024 - August 31, 2025			
Line No.	Source of funds	Current year amount	Prior year amount
<u>Nonoperating Revenues</u>			
10	Federal <u>appropriations</u>	0	0
11	State <u>appropriations</u>	114,791,328	111,644,834
12	<u>Local appropriations, education district taxes, and similar support</u>	0	0
Grants-nonoperating			
13	Federal nonoperating grants Do NOT include Federal Direct Student Loans	53,512,373	48,723,890
14	State nonoperating grants	0	0
15	Local government nonoperating grants	0	0
16	<u>Gifts, including contributions from affiliated organizations</u>	11,218,163	17,452,060
17	<u>Investment income</u>	34,265,665	41,148,644
18	Other nonoperating revenues CV=[B19-(B10+...+B17)]	1,475,749	2,897,799
19	Total nonoperating revenues	215,263,278	221,867,227
27	Total operating and nonoperating revenues CV=[B19+B09]	479,584,479	512,564,484
28	<u>12-month Student FTE from E12</u>	19,189	19,127
29	Total operating and nonoperating revenues per student FTE CV=[B27/B28]	24,993	26,798

Part B - Revenues and Other Additions, Page 3

Fiscal Year: September 1, 2024 - August 31, 2025			
Line No.	Source of funds	Current year amount	Prior year amount
Other Revenues and Additions			
20	<u>Capital appropriations</u>	18,787,013	18,787,013
21	<u>Capital grants and gifts</u>	0	0
22	<u>Additions to permanent endowments</u>	2,221,444	2,256,343
23	Other revenues and additions CV=[B24-(B20+...+B22)]	67,737,178	41,623,705
24	Total other revenues and additions CV=[B25-(B9+B19)]	88,745,635	62,667,061
25	Total all revenues and other additions	568,330,114	575,231,545


 You may use the box below to provide additional context for the data you have reported above. Context notes will be posted on the College Navigator website. Therefore, you should write all context notes using proper grammar (e.g., complete sentences with punctuation) and common language that can be easily understood by students and parents (e.g., spell out acronyms).

Part C-1 - Expenses and Other Deductions by Functional Classification

Fiscal Year: September 1, 2024 - August 31, 2025					
Report Total Operating AND Nonoperating Expenses in this section					
Line No.	Expense: Functional Classifications	Total amount	Prior Year Total Amount	Salaries and wages	Prior Year Salaries and wages
		(1)		(2)	
01	<u>Instruction</u>	135,667,452	152,647,640	79,633,366	90,329,298
02	<u>Research</u>	<input checked="" type="checkbox"/> 35,112,208	18,719,067	19,139,784	8,207,181
03	<u>Public service</u>	25,279,209	23,398,961	9,392,297	8,670,558
05	<u>Academic support</u>	82,127,590	76,618,286	35,790,483	32,687,681
06	<u>Student services</u>	41,336,087	42,055,304	18,565,047	19,325,077
07	<u>Institutional support</u>	40,337,650	37,688,864	17,425,100	16,754,629
10	<u>Scholarships and fellowships expenses,</u> net of <u>discounts and allowances</u> (from Part E-1, line 11)	7,258,622	27,699,347		
11	<u>Auxiliary enterprises</u>	85,672,916	79,229,603	17,057,601	16,127,966
12	<u>Hospital services</u>	1,854,315	1,339,348	627,835	306,240
13	<u>Independent operations</u>	0	0	0	0
14	Other Functional Expenses and deductions CV=[C19-(C01+...+C13)]	51,478,968	46,635,657	1,062,108	1,165,064
19	Total expenses and deductions	506,125,017	506,032,077	198,693,621	193,573,694


Part C-2 - Expenses and Other Deductions by Natural Classification

Fiscal Year: September 1, 2024 - August 31, 2025			
Line No.	Expense: Natural Classifications	Total Amount	Prior year amount
19-2	<u>Salaries and Wages</u> (from Part C-1,Column 2 line 19).	198,693,621	193,573,694
19-3	<u>Benefits</u>	55,370,842	54,361,239
19-4	<u>Operation and Maintenance of Plant</u> (as a natural expense).	28,221,705	28,525,504
19-5	<u>Depreciation</u>	50,691,108	48,773,986
19-6	<u>Interest</u>	<input checked="" type="checkbox"/> 497,989	261,329
19-7	<u>Other Natural Expenses and Deductions</u> CV=[C19-1 - (C19-2 + ... + C19-6)]	172,649,752	180,536,325
19-1	Total Expenses and Deductions (from Part C-1, Line 19)	506,125,017	506,032,077
20-1	<u>12-month Student FTE</u> (from E12 survey).	19,189	19,127
21-1	Total expenses and deductions per student FTE CV=[C19-1/C20-1]	26,376	26,456

 You may use the box below to provide additional context for the data you have reported above. Context notes will be posted on the College Navigator website. Therefore, you should write all context notes using proper grammar (e.g., complete sentences with punctuation) and common language that can be easily understood by students and parents (e.g., spell out acronyms).


Part H - Details of Endowment Net Assets

Fiscal Year: September 1, 2024 - August 31, 2025			
Include not only endowment net assets held by the institution, but any assets held by private foundations affiliated with the institution.			
Line No.	Value of Endowment Net Assets	Market Value	Prior Year Amounts
01	Value of endowment net assets at the beginning of the fiscal year	190,847,399	163,691,637
02	Value of endowment net assets at the end of the fiscal year	205,262,794	190,847,399
03	Change in value of endowment net assets CV=[H02-H01]	14,415,395	27,155,762
03a	New gifts and additions	3,557,674	8,377,995
03b	Endowment net investment return	20,350,366	24,403,020
03c	Spending distribution for current use	-5,836,705	-5,626,253
03d	Other CV=[H03-(H03a+H03b+H03c)]	-3,655,940	1,000

 You may use the box below to provide additional context for the data you have reported above. Context notes will be posted on the College Navigator website. Therefore, you should write all context notes using proper grammar (e.g., complete sentences with punctuation) and common language that can be easily understood by students and parents (e.g., spell out acronyms).

Part N - Financial Health

Fiscal Year: September 1, 2024 - August 31, 2025			
Line No.	Description <i>(If your institution is a parent institution then the amounts reported should include ALL of your child institutions. Include amounts for the institution's GASB and FASB component units.)</i>	Current year amount	Prior year amount
01	Operating income (Loss) + net nonoperating revenues (expenses)	<input checked="" type="checkbox"/> <input type="text" value="-26,540,537"/>	6,532,408
02	Operating revenues + nonoperating revenues	<input type="text" value="479,584,480"/>	512,564,484
03	Change in net position	<input type="text" value="62,205,097"/>	69,199,469
04	Net position	<input type="text" value="1,164,275,223"/>	1,102,070,126
05	Expendable net assets	<input type="text" value="265,091,537"/>	240,958,776
06	Plant-related debt	<input type="text" value="0"/>	0
07	Total expenses	<input type="text" value="506,125,017"/>	506,032,076

 You may use the box below to provide additional context for the data you have reported above. Context notes will be posted on the College Navigator website. Therefore, you should write all context notes using proper grammar (e.g., complete sentences with punctuation) and common language that can be easily understood by students and parents (e.g., spell out acronyms).


Part J - Revenue Data for the Census Bureau

Fiscal Year: September 1, 2024 - August 31, 2025					
Source and type	Amount				
	Total for all funds and operations (includes endowment funds, but excludes component units)	Education and general/independent operations	Auxiliary enterprises	Hospitals	Agriculture extension/experiment services
	(1)	(2)	(3)	(4)	(5)
01 Tuition and fees	261,067,732	261,067,732			
02 Sales and services	71,887,955	4,562,803	66,655,642	669,510	0
03 Federal grants/contracts (excludes Pell Grants)	13,212,983	13,212,983	0	0	0
Revenue from the state government:					
04 State appropriations, current & capital	133,578,341	133,578,341	0	0	0
05 State grants and contracts	26,702,121	26,702,121	0	0	0
Revenue from local governments:					
06 Local appropriation, current & capital	0	0	0	0	0
07 Local government grants/contracts	6,799,100	6,799,100	0	0	0
08 Receipts from property and non-property taxes	0				
09 Gifts and private grants, NOT including capital grants	11,218,163				
10 Interest earnings	2,108,101				
11 Dividend earnings	0				
12 Realized capital gains	7,853,260				

You may use the box below to provide additional context for the data you have reported above. Context notes will be posted on the College Navigator website. Therefore, you should write all context notes using proper grammar (e.g., complete sentences with punctuation) and common language that can be easily understood by students and parents (e.g., spell out acronyms).


Part K - Expenditure Data for the Census Bureau

Fiscal Year: September 1, 2024 - August 31, 2025						
Category		Total for all funds and operations (includes endowment funds, but excludes component units)	Education and general/ independent operations	Auxiliary enterprises	Hospitals	Agriculture extension/ experiment services
		(1)	(2)	(3)	(4)	(5)
02	Employee benefits, total	59,110,305	53,891,912	5,040,615	177,778	0
03	Payment to state retirement funds (may be included in line 02 above)	11,704,807	11,060,791	616,803	27,213	0
04	Current expenditures including salaries	454,647,049	382,557,525	70,562,283	1,527,241	0
Capital outlays						
05	Construction	78,994,814	78,994,814	0	0	0
06	Equipment purchases	2,858,624	2,318,827	539,797	0	0
07	Land purchases	2,700,348	1,945,348	755,000	0	0
08	Interest on debt outstanding, all funds and activities	21,378,991				

 You may use the box below to provide additional context for the data you have reported above. Context notes will be posted on the College Navigator website. Therefore, you should write all context notes using proper grammar (e.g., complete sentences with punctuation) and common language that can be easily understood by students and parents (e.g., spell out acronyms).


Part L - Debt and Assets for Census Bureau, page 1

Fiscal Year: September 1, 2024 - August 31, 2025		
Debt		
	Category	Amount
01	Long-term debt outstanding at beginning of fiscal year	<input type="text" value="0"/>
02	Long-term debt issued during fiscal year	<input type="text" value="0"/>
03	Long-term debt retired during fiscal year	<input type="text" value="0"/>
04	Long-term debt outstanding at end of fiscal year	<input type="text" value="0"/>
05	Short-term debt outstanding at beginning of fiscal year	<input type="text" value="0"/>
06	Short-term debt outstanding at end of fiscal year	<input type="text" value="0"/>

 You may use the box below to provide additional context for the data you have reported above. Context notes will be posted on the College Navigator website. Therefore, you should write all context notes using proper grammar (e.g., complete sentences with punctuation) and common language that can be easily understood by students and parents (e.g., spell out acronyms).

Part L - Debt and Assets for Census Bureau, page 2

Fiscal Year: September 1, 2024 - August 31, 2025		
Assets		
	Category	Amount
07	Total cash and security assets held at end of fiscal year in sinking or debt service funds	<input type="text" value="0"/>
08	Total cash and security assets held at end of fiscal year in bond funds	<input type="text" value="0"/>
09	Total cash and security assets held at end of fiscal year in all other funds	<input type="text" value="0"/>

 You may use the box below to provide additional context for the data you have reported above. Context notes will be posted on the College Navigator website. Therefore, you should write all context notes using proper grammar (e.g., complete sentences with punctuation) and common language that can be easily understood by students and parents (e.g., spell out acronyms).

Prepared by

Prepared by

Reporting Reminders:

- The name of the preparer is being collected so that we can follow up with the appropriate person in the event that there are questions concerning the data.
- The Keyholder will be copied on all email correspondence to other preparers.
- The time it took to prepare this component is being collected so that we can continue to improve our estimate of the reporting burden associated with IPEDS.
- Please include in your estimate the time it took for you to review instructions, query and search data sources, complete and review the component, and submit the data through the Data Collection System.
- Thank you for your assistance.

This survey component was prepared by:			
<input type="radio"/>	Keyholder	<input type="radio"/>	SFA Contact
<input checked="" type="radio"/>	Finance Contact	<input type="radio"/>	Other
	<input type="radio"/> HR Contact		
Name:	<input type="text" value="Jennifer Jones"/>		
Email:	<input type="text" value="JLJ093@shsu.edu"/>		

How many staff from your institution only were involved in the data collection and reporting process of this survey component?	
<input type="text" value="3.00"/>	Number of Staff (including yourself)

How many hours did you and others from your institution only spend on each of the steps below when responding to this survey component? <i>Exclude the hours spent collecting data for state and other reporting purposes.</i>				
Staff member	Collecting Data Needed	Revising Data to Match IPEDS Requirements	Entering Data	Revising and Locking Data
Your office	<input type="text" value="2.00"/> hours	<input type="text" value="10.00"/> hours	<input type="text" value="1.00"/> hours	<input type="text" value="2.00"/> hours
Other offices	<input type="text"/> hours	<input type="text"/> hours	<input type="text"/> hours	<input type="text"/> hours

Summary

Finance Component Summary

The purpose of this summary is to provide you an opportunity to view some of the data that, when accepted through the IPEDS quality control process, will appear on the [College Navigator](#) website and/or your institution's Data Feedback Report (DFR). In addition, all data reported in IPEDS survey components become publicly available through the [IPEDS Use the Data](#) and appear as aggregated statistics in various Department of Education reports. [College Navigator](#) is updated approximately three months after the data collection period closes and DFRs will be available through the [IPEDS Use the Data](#).

Please review your data for accuracy. If you have questions about the data displayed below or after reviewing the data reported on the survey screens, please contact the IPEDS Help Desk at: 1-877-225-2568 or ipedshelp@rti.org.

Core Revenues			
Revenue Source	Reported values	Percent of total core revenues (%)	Core revenues per FTE enrollment
Tuition and fees	146,133,796	29	7,615
State appropriations	114,791,328	23	5,982
Local appropriations	0	0	0
Government grants and contracts	100,318,689	20	5,228
Private gifts, grants, and contracts	11,218,163	2	585
Investment income	34,265,665	7	1,786
Other core revenues	101,583,287	20	5,294
Total core revenues	508,310,928	100	26,490
Total revenues	568,330,114	N/A	29,617

Other core revenues include federal appropriations; sales and services of educational activities; other operating and nonoperating sources; and other revenues and additions (e.g., capital appropriations, capital grants and gifts, etc.). Core revenues exclude revenues from auxiliary enterprises (e.g., bookstores, dormitories), hospitals, and independent operations. For institutions reporting in Full parent/child relationships, core revenues per FTE enrollment amounts will not be allocated to child institutions.

Core Expense			
Expense function	Reported values	Percent of total core expenses (%)	Core expenses per FTE enrollment
Instruction	135,667,452	32	7,070
Research	35,112,208	8	1,830
Public service	25,279,209	6	1,317
Academic support	82,127,590	20	4,280
Institutional support	40,337,650	10	2,102
Student services	41,336,087	10	2,154
Other core expenses	58,737,590	14	3,061
Total core expenses	418,597,786	100	21,814
Total expenses	506,125,017	N/A	26,376

Other core expenses include scholarships and fellowships, net of discounts and allowances, and other expenses. Core expenses exclude expenses from auxiliary enterprises (e.g., bookstores, dormitories), hospitals, and independent operations. For institutions reporting in Full parent/child relationships, core expenses per FTE enrollment amounts will not be allocated to child institutions.

Calculated value	
FTE enrollment	19,189

The full-time equivalent (FTE) enrollment used in this report is the sum of the institution's FTE undergraduate enrollment and FTE graduate enrollment (as calculated from or reported on the 12-month Enrollment component). FTE is estimated using 12- month instructional activity (credit and/or clock hours). All doctor's degree students are reported as graduate students.

Edit Report

Finance

Source	Description	Severity	Resolved	Options
Screen: Part E-2 - Sources of Discounts and Allowances				
Screen Entry	The amount reported is outside the expected range of between 3,555,437 and 10,666,309 when compared with the prior year value. Please correct your data or explain. (Error #5301)	Explanation	Yes	
Reason	Due to a change in the methodology for calculating tuition discounting.			
Screen Entry	The amount reported is outside the expected range of between 295,569 and 886,707 when compared with the prior year value. Please correct your data or explain. (Error #5301)	Explanation	Yes	
Reason	Due to a change in the methodology for calculating tuition discounting.			
Screen Entry	The amount reported is outside the expected range of between 4,598,793 and 13,796,379 when compared with the prior year value. Please correct your data or explain. (Error #5301)	Explanation	Yes	
Reason	Due to a change in the methodology for calculating tuition discounting.			
Screen: Part C-1 - Expenses and Other Deductions by Functional Classification				
Screen Entry	The amount reported is outside the expected range of between 9,359,534 and 28,078,600 when compared with the prior year value. Please correct your data or explain. (Error #5301)	Explanation	Yes	
Reason	Increase in research was due to a change in methodology for categorizing payroll costs for faculty for research time.			
Screen: Part C-2 - Expenses and Other Deductions by Natural Classification				
Screen Entry	The amount reported is outside the expected range of between 130,665 and 391,993 when compared with the prior year value. Please correct your data or explain. (Error #5301)	Explanation	Yes	
Reason	Interest expense increased as a result of higher capital and subscription lease obligations recognized under GASB 87 and 96.			
Screen: Part N - Financial Health				
Screen Entry	The amount reported is outside the expected range of between 3,266,204 and 9,798,612 when compared with the prior year value. Please correct your data or explain. (Error #5301)	Explanation	Yes	
Reason	Operating expenses increased. However, total operating expenses appear relatively flat due to a change in the methodology for calculating tuition discounting.			