

Institution: Sam Houston State University (227881)

User ID: P2278811

Completions Overview

Welcome to the IPEDS Completions survey component. The Completions component is one of several IPEDS components that is conducted during the Fall data collection period. It collects the number of degrees and certificates awarded by field of study, level of award, race/ethnicity, and gender. The reporting period for the Completions component is during the 12-month time period beginning July 1 of the previous calendar year and ending June 30 of the current calendar year; therefore, for this year's Completions component, the reporting period is between July 1, 2014 and June 30, 2015. The Completions component is also collecting the number of students (e.g., completers) who earned awards between July 1, 2014 and June 30, 2015.

Completions Common Errors

Some common completions component errors include the following:

- Including award levels on your current year Completions that were not reported on your previous year's (PY) Institutional Characteristics (IC). [Award levels in the PY IC component cannot be changed; therefore, contact the IPEDS Help Desk at 1-877-225-2568 if you need assistance.]
- Forgetting to select CIP codes for new programs of study that are offered by the institution, but do not have completions for the reporting period.
- Forgetting to enter in zero in at least one of the cells for CIP codes that do not have completions.

Recent Changes

- The following question on **distance education** has been added to the bottom of each individual "CIP Data" screen:
"Is this program offered as a distance education program?"
- The following two screens, which collect data specifically on students were added to this component, beginning in the 2013-14 survey year:
 - **"All Completers"** - Collects the number of students who earned an award between July 1, 2014 and June 30, 2015 by gender and race/ethnicity. (The intent of this screen is to collect an **unduplicated count** of total numbers of completers.)
 - **"Completers by Level"** - Collects the number of students who earned an award between July 1, 2014 and June 30, 2015 by award level and 1) by gender; 2) by race/ethnicity; and 3) by age.
- The definition for Post-baccalaureate Certificate has changed slightly for the 2015-16 collection. The new definition is as follows: **An award that requires completion of an organized program of study beyond the bachelor's. It is designed for persons who have completed a baccalaureate degree, but does not meet the requirements of a master's degree.**

NOTE: Even though Teacher Preparation certificate programs may require a bachelor's degree for admission, they are considered sub-baccalaureate undergraduate programs, and students in these programs are undergraduate students.

General Information

CIP Codes:

The [CIP 2010 Website](#) includes a list of new CIP codes, a list of deleted CIP codes, a list of moved CIP Codes, and an online crosswalk of the 2000 CIP and 2010 CIP.

The Resources Page of the CIP 2010 website contains many valuable resources including:

- CIP 2010 Manual and copies of previous editions of the CIP Manual
- Crosswalk between the 2000 CIP codes and the 2010 CIP codes in Excel format

Keep in mind that some information provided by institutions on the Completions component appear in the [College Navigator](#), which is a major tool used by consumers searching for information about postsecondary education. It is therefore vitally important that you include accurate information about your institution.

Survey materials can be downloaded using the following link: [Survey Materials](#).

The prior year revision system can be accessed using the following link: [Prior Year Revision System](#)

Completions CIP Data

CIPCODE	Award Level	Major	Gender	Non Resident Alien	Hispanic / Latino	American Indian or Alaska Native	Asian	Black or African American	Native Hawaiian or Other Pacific Islander	White	Two or more Races	Race/ ethnicity unknown	Total	distance education program
01.0000 Agriculture, General	5 - Bachelor's degree	1	Men	0	0	0	0	0	0	6	0	0	6	
			Women	0	0	0	0	0	0	5	0	0	5	
			Total	0	0	0	0	0	0	11	0	0	11	No
01.0000 Agriculture, General	7 - Master's degree	1	Men	0	0	0	0	0	0	5	0	0	5	
			Women	0	0	0	0	0	0	4	0	0	4	
			Total	0	0	0	0	0	0	9	0	0	9	No
01.0102 Agribusiness/Agricultural Business Operations	5 - Bachelor's degree	1	Men	0	0	0	0	0	0	35	0	2	37	
			Women	0	1	0	0	0	0	20	1	0	22	
			Total	0	1	0	0	0	0	55	1	2	59	No
01.0201 Agricultural Mechanization, General	5 - Bachelor's degree	1	Men	0	2	0	0	0	0	12	0	0	14	
			Women	0	0	0	0	0	0	1	0	0	1	
			Total	0	2	0	0	0	0	13	0	0	15	No
01.0901 Animal Sciences, General	5 - Bachelor's degree	1	Men	0	2	0	0	2	0	15	0	0	19	
			Women	0	3	0	0	1	0	47	0	0	51	
			Total	0	5	0	0	3	0	62	0	0	70	No
01.1103 Horticultural Science	5 - Bachelor's degree	1	Men	0	0	0	0	0	0	4	0	0	4	
			Women	0	1	0	0	0	0	2	0	1	4	
			Total	0	1	0	0	0	0	6	0	1	8	No
03.0104 Environmental Science	5 - Bachelor's degree	1	Men	0	0	0	0	0	0	0	0	0	0	
			Women	0	0	0	0	0	0	0	0	0	0	
			Total	0	0	0	0	0	0	0	0	0	0	No
04.0501 Interior Architecture	5 - Bachelor's degree	1	Men	0	0	0	0	0	0	0	0	0	0	
			Women	0	3	0	0	0	0	3	0	1	7	
			Total	0	3	0	0	0	0	3	0	1	7	No
09.0101 Speech Communication and Rhetoric	5 - Bachelor's degree	1	Men	0	1	0	0	4	0	8	0	1	14	
			Women	0	4	0	0	5	0	19	1	1	30	
			Total	0	5	0	0	9	0	27	1	2	44	No
09.0101 Speech Communication and Rhetoric	7 - Master's degree	1	Men	0	0	0	0	0	0	1	0	0	1	
			Women	0	0	0	0	0	0	1	0	0	1	
			Total	0	0	0	0	0	0	2	0	0	2	No
09.0102 Mass Communication/Media Studies	5 - Bachelor's degree	1	Men	1	3	1	1	9	0	26	0	3	44	
			Women	1	4	1	1	23	0	50	1	4	85	
			Total	2	7	2	2	32	0	76	1	7	129	No
10.0304 Animation, Interactive Technology, Video Graphics and Special Effects	5 - Bachelor's degree	1	Men	0	2	1	1	1	0	8	0	0	13	
			Women	1	2	0	0	1	0	7	0	1	12	
			Total	1	4	1	1	2	0	15	0	1	25	No
11.0101 Computer and Information Sciences, General	5 - Bachelor's degree	1	Men	4	4	0	1	3	0	23	2	2	39	
			Women	0	0	0	0	1	0	5	0	0	6	
			Total	4	4	0	1	4	0	28	2	2	45	No
11.0101 Computer and Information Sciences, General	7 - Master's degree	1	Men	11	0	0	1	0	0	0	0	0	12	
			Women	1	0	0	0	0	0	0	0	0	1	
			Total	12	0	0	1	0	0	0	0	0	13	No
11.1003		1	Men	3	3	0	0	2	0	6	0	0	14	

CIPCODE	Award Level	Major	Gender	Non Resident Alien	Hispanic / Latino	American Indian or Alaska Native	Asian	Black or African American	Native Hawaiian or Other Pacific Islander	White	Two or more Races	Race/ ethnicity unknown	Total	distance education program
Physical Education Teaching and Coaching			Total	0	0	0	0	0	0	0	0	0	0	No
13.1315 Reading Teacher Education	7 - Master's degree	1	Men	0	1	0	0	0	0	0	0	0	1	
			Women	0	1	0	0	0	0	6	0	0	7	
			Total	0	2	0	0	0	0	6	0	0	8	Yes
13.1315 Reading Teacher Education	17 - Doctor's degree - research / scholarship	1	Men	0	0	0	0	0	0	0	0	0	0	
			Women	1	2	0	0	1	0	5	0	0	9	
			Total	1	2	0	0	1	0	5	0	0	9	No
13.1401 Teaching English as a Second or Foreign Language/ESL Language Instructor	7 - Master's degree	1	Men	0	0	0	0	2	0	2	0	0	4	
			Women	0	2	0	1	2	0	8	1	0	14	
			Total	0	2	0	1	4	0	10	1	0	18	Yes
13.9999 Education, Other	6 - Postbaccalaureate certificates	1	Men	0	0	0	0	0	0	0	0	0	0	
			Women	0	0	0	0	0	0	0	0	0	0	
			Total	0	0	0	0	0	0	0	0	0	0	No
15.0612 Industrial Technology/Technician	5 - Bachelor's degree	1	Men	0	2	0	0	3	0	8	0	2	15	
			Women	0	0	0	0	0	0	1	0	0	1	
			Total	0	2	0	0	3	0	9	0	2	16	No
15.0612 Industrial Technology/Technician	7 - Master's degree	1	Men	0	0	0	0	0	0	0	0	0	0	
			Women	0	0	0	0	0	0	0	0	0	0	
			Total	0	0	0	0	0	0	0	0	0	0	No
15.1001 Construction Engineering Technology/Technician	5 - Bachelor's degree	1	Men	0	5	0	0	1	0	25	0	0	31	
			Women	0	0	0	0	0	0	1	0	0	1	
			Total	0	5	0	0	1	0	26	0	0	32	No
15.1201 Computer Engineering Technology/Technician	5 - Bachelor's degree	1	Men	0	0	0	0	0	0	1	0	0	1	
			Women	0	0	0	0	0	0	0	0	0	0	
			Total	0	0	0	0	0	0	1	0	0	1	No
15.1301 Drafting and Design Technology/Technician, General	5 - Bachelor's degree	1	Men	0	1	0	0	1	0	5	0	0	7	
			Women	0	0	0	0	0	0	0	0	0	0	
			Total	0	1	0	0	1	0	5	0	0	7	No
16.0905 Spanish Language and Literature	5 - Bachelor's degree	1	Men	0	2	0	0	0	0	2	0	0	4	
			Women	0	9	0	0	0	0	3	0	0	12	
			Total	0	11	0	0	0	0	5	0	0	16	No
16.0905 Spanish Language and Literature	7 - Master's degree	1	Men	1	0	0	0	0	0	0	0	1	2	
			Women	1	6	0	0	0	0	2	0	0	9	
			Total	2	6	0	0	0	0	2	0	1	11	No
16.0905 Spanish Language and Literature	5 - Bachelor's degree	2	Men	0	0	0	0	0	0	0	0	0	0	
			Women	0	0	0	0	0	0	0	0	0	0	
			Total	0	0	0	0	0	0	0	0	0	0	No
19.0101 Family and Consumer Sciences/Human Sciences, General	5 - Bachelor's degree	1	Men	0	0	0	0	0	0	0	0	0	0	
			Women	0	3	0	1	1	0	13	0	0	18	
			Total	0	3	0	1	1	0	13	0	0	18	No
19.0101 Family and Consumer Sciences/Human Sciences, General	7 - Master's degree	1	Men	0	0	0	0	0	0	0	0	0	0	
			Women	0	0	0	0	0	0	2	0	0	2	
			Total	0	0	0	0	0	0	2	0	0	2	No

CIPCODE	Award Level	Major	Gender	Non Resident Alien	Hispanic / Latino	American Indian or Alaska Native	Asian	Black or African American	Native Hawaiian or Other Pacific Islander	White	Two or more Races	Race/ ethnicity unknown	Total	distance education program
19.0101 Family and Consumer Sciences/Human Sciences, General	5 - Bachelor's degree	2	Men	0	0	0	0	0	0	0	0	0	0	
			Women	0	0	0	0	0	0	0	0	0	0	
			Total	0	0	0	0	0	0	0	0	0	0	0
19.0501 Foods, Nutrition, and Wellness Studies, General	5 - Bachelor's degree	1	Men	0	0	0	0	0	0	2	0	0	2	
			Women	0	2	0	1	3	0	4	0	1	11	
			Total	0	2	0	1	3	0	6	0	1	13	No
19.0505 Foodservice Systems Administration/Management	5 - Bachelor's degree	1	Men	0	0	0	0	0	0	0	0	0	0	
			Women	0	0	0	0	2	0	2	0	0	4	
			Total	0	0	0	0	2	0	2	0	0	4	No
23.0101 English Language and Literature, General	5 - Bachelor's degree	1	Men	0	3	0	0	1	0	9	1	1	15	
			Women	0	7	1	1	11	0	29	1	1	51	
			Total	0	10	1	1	12	0	38	2	2	66	No
23.0101 English Language and Literature, General	7 - Master's degree	1	Men	0	0	0	0	0	0	3	1	0	4	
			Women	0	0	0	0	0	0	3	0	0	3	
			Total	0	0	0	0	0	0	6	1	0	7	No
23.0101 English Language and Literature, General	5 - Bachelor's degree	2	Men	0	0	0	0	0	0	0	0	0	0	
			Women	0	0	0	0	0	0	0	0	0	0	
			Total	0	0	0	0	0	0	0	0	0	0	0
23.1302 Creative Writing	7 - Master's degree	1	Men	0	0	0	0	0	0	0	0	0	0	
			Women	0	0	0	0	0	0	1	0	0	1	
			Total	0	0	0	0	0	0	1	0	0	1	No
24.0102 General Studies	5 - Bachelor's degree	1	Men	0	1	0	0	2	0	6	0	0	9	
			Women	0	0	0	0	4	0	14	1	1	20	
			Total	0	1	0	0	6	0	20	1	1	29	Yes
25.0101 Library and Information Science	7 - Master's degree	1	Men	0	1	0	1	0	0	0	0	0	2	
			Women	0	19	0	1	3	0	32	1	0	56	
			Total	0	20	0	2	3	0	32	1	0	58	Yes
26.0101 Biology/Biological Sciences, General	5 - Bachelor's degree	1	Men	0	2	0	2	1	0	9	0	0	14	
			Women	1	8	1	0	6	0	14	0	1	31	
			Total	1	10	1	2	7	0	23	0	1	45	No
26.0101 Biology/Biological Sciences, General	7 - Master's degree	1	Men	0	1	0	0	0	0	1	0	0	2	
			Women	1	0	0	0	0	0	1	1	0	3	
			Total	1	1	0	0	0	0	2	1	0	5	No
26.0101 Biology/Biological Sciences, General	5 - Bachelor's degree	2	Men	0	0	0	0	0	0	0	0	0	0	
			Women	0	0	0	0	0	0	0	0	0	0	
			Total	0	0	0	0	0	0	0	0	0	0	0
26.0102 Biomedical Sciences, General	5 - Bachelor's degree	1	Men	0	1	0	0	2	0	5	0	0	8	
			Women	0	2	0	1	2	0	9	0	0	14	
			Total	0	3	0	1	4	0	14	0	0	22	No
27.0101 Mathematics, General	5 - Bachelor's degree	1	Men	0	0	0	0	0	0	6	0	1	7	
			Women	0	2	0	0	0	0	6	0	0	8	
			Total	0	2	0	0	0	0	12	0	1	15	No
27.0101 Mathematics, General	7 - Master's degree	1	Men	2	2	0	0	0	0	1	0	0	5	
			Women	1	0	0	1	0	0	3	0	0	5	
			Total	3	2	0	1	0	0	4	0	0	10	No

CIPCODE	Award Level	Major	Gender	Non Resident Alien	Hispanic / Latino	American Indian or Alaska Native	Asian	Black or African American	Native Hawaiian or Other Pacific Islander	White	Two or more Races	Race/ ethnicity unknown	Total	distance education program
44.0401 Public Administration	7 - Master's degree	1	Total	1	1	0	0	0	0	7	0	0	9	No
			Men	0	1	0	0	1	0	4	0	0	6	
			Women	0	0	0	0	1	0	3	0	0	4	
45.0701 Geography	5 - Bachelor's degree	1	Total	0	1	0	0	2	0	7	0	0	10	No
			Men	0	1	0	0	1	0	18	0	1	21	
			Women	0	3	0	0	0	0	12	0	1	16	
45.0701 Geography	7 - Master's degree	1	Total	0	4	0	0	1	0	30	0	2	37	No
			Men	0	0	0	0	0	0	7	0	0	7	
			Women	1	0	0	0	0	0	3	0	0	4	
45.0701 Geography	5 - Bachelor's degree	2	Total	1	0	0	0	0	0	10	0	0	11	No
			Men	0	0	0	0	0	0	0	0	0	0	
			Women	0	0	0	0	0	0	0	0	0	0	
45.1001 Political Science and Government, General	5 - Bachelor's degree	1	Total	0	0	0	0	0	0	0	0	0	0	No
			Men	0	1	0	0	3	0	8	1	0	13	
			Women	0	1	0	1	8	0	15	1	0	26	
45.1001 Political Science and Government, General	7 - Master's degree	1	Total	0	2	0	1	11	0	23	2	0	39	No
			Men	1	1	0	0	0	0	3	0	0	5	
			Women	0	1	0	0	0	0	1	0	0	2	
45.1001 Political Science and Government, General	5 - Bachelor's degree	2	Total	1	2	0	0	0	0	4	0	0	7	No
			Men	0	0	0	0	0	0	0	0	0	0	
			Women	0	0	0	0	0	0	0	0	0	0	
45.1101 Sociology	5 - Bachelor's degree	1	Total	0	0	0	0	0	0	0	0	0	0	No
			Men	0	1	0	0	4	0	9	0	1	15	
			Women	0	2	0	0	6	0	14	1	0	23	
45.1101 Sociology	7 - Master's degree	1	Total	0	3	0	0	10	0	23	1	1	38	No
			Men	0	0	0	0	0	0	1	0	0	1	
			Women	0	0	0	1	2	0	5	0	0	8	
45.1101 Sociology	5 - Bachelor's degree	2	Total	0	0	0	1	2	0	6	0	0	9	No
			Men	0	0	0	0	0	0	0	0	0	0	
			Women	0	0	0	0	0	0	0	0	0	0	
50.0301 Dance, General	5 - Bachelor's degree	1	Total	0	0	0	0	0	0	0	0	0	0	No
			Men	1	1	0	0	0	0	0	0	0	2	
			Women	1	3	0	0	1	0	12	1	2	20	
50.0301 Dance, General	7 - Master's degree	1	Total	2	4	0	0	1	0	12	1	2	22	No
			Men	0	0	0	0	0	0	1	0	0	1	
			Women	0	0	0	0	1	0	2	0	0	3	
50.0301 Dance, General	5 - Bachelor's degree	2	Total	0	0	0	0	1	0	3	0	0	4	No
			Men	0	0	0	0	0	0	0	0	0	0	
			Women	0	0	0	0	0	0	0	0	0	0	
50.0402 Commercial and Advertising Art	5 - Bachelor's degree	1	Total	0	0	0	0	0	0	0	0	0	0	No
			Men	0	0	0	0	0	0	2	1	0	3	
			Women	0	2	0	0	0	0	8	0	1	11	
50.0501 Drama and Dramatics/Theatre Arts, General	5 - Bachelor's degree	1	Total	0	2	0	0	0	0	10	1	1	14	No
			Men	0	4	0	1	4	0	15	0	0	24	
			Women	0	2	0	0	6	0	17	4	0	29	
			Total	0	6	0	1	10	0	32	4	0	53	No

CIPCODE	Award Level	Major	Gender	Non Resident Alien	Hispanic / Latino	American Indian or Alaska Native	Asian	Black or African American	Native Hawaiian or Other Pacific Islander	White	Two or more Races	Race/ ethnicity unknown	Total	distance education program
Business Administration and Management, General	5 - Bachelor's degree		Women	0	0	0	0	0	0	0	0	0	0	
			Total	0	0	0	0	0	0	0	0	0	0	Yes
52.0211 Project Management	7 - Master's degree	1	Men	0	0	0	0	0	0	0	0	1	1	
			Women	0	0	0	0	1	0	1	0	0	2	
			Total	0	0	0	0	1	0	1	0	1	3	Yes
52.0301 Accounting	5 - Bachelor's degree	1	Men	2	12	0	0	6	0	32	1	1	54	
			Women	0	17	0	2	8	0	41	1	1	70	
			Total	2	29	0	2	14	0	73	2	2	124	No
52.0301 Accounting	7 - Master's degree	1	Men	1	2	0	0	2	0	9	1	0	15	
			Women	2	1	0	0	2	0	10	0	0	15	
			Total	3	3	0	0	4	0	19	1	0	30	No
52.0301 Accounting	5 - Bachelor's degree	2	Men	0	0	0	0	0	0	0	0	0	0	
			Women	0	0	0	0	0	0	0	0	0	0	
			Total	0	0	0	0	0	0	0	0	0	0	No
52.0601 Business/Managerial Economics	5 - Bachelor's degree	1	Men	0	1	0	0	0	0	7	0	0	8	
			Women	1	0	0	0	1	0	3	0	1	6	
			Total	1	1	0	0	1	0	10	0	1	14	No
52.0601 Business/Managerial Economics	5 - Bachelor's degree	2	Men	0	0	0	0	0	0	0	0	0	0	
			Women	0	0	0	0	0	0	0	0	0	0	
			Total	0	0	0	0	0	0	0	0	0	0	No
52.0701 Entrepreneurship/Entrepreneurial Studies	5 - Bachelor's degree	1	Men	0	0	0	0	0	0	1	0	0	1	
			Women	0	0	0	0	1	0	2	0	1	4	
			Total	0	0	0	0	1	0	3	0	1	5	No
52.0701 Entrepreneurship/Entrepreneurial Studies	5 - Bachelor's degree	2	Men	0	0	0	0	0	0	0	0	0	0	
			Women	0	0	0	0	0	0	0	0	0	0	
			Total	0	0	0	0	0	0	0	0	0	0	No
52.0801 Finance, General	5 - Bachelor's degree	1	Men	2	4	0	0	4	0	36	3	2	51	
			Women	1	1	0	1	6	0	15	0	1	25	
			Total	3	5	0	1	10	0	51	3	3	76	No
52.0801 Finance, General	7 - Master's degree	1	Men	0	0	0	0	0	0	0	0	0	0	
			Women	0	0	0	0	0	0	0	0	0	0	
			Total	0	0	0	0	0	0	0	0	0	0	No
52.0801 Finance, General	5 - Bachelor's degree	2	Men	0	0	0	0	0	0	0	0	0	0	
			Women	0	0	0	0	0	0	0	0	0	0	
			Total	0	0	0	0	0	0	0	0	0	0	No
52.0803 Banking and Financial Support Services	5 - Bachelor's degree	1	Men	0	3	0	0	1	0	5	0	0	9	
			Women	0	3	0	1	2	0	7	0	0	13	
			Total	0	6	0	1	3	0	12	0	0	22	No
52.0803 Banking and Financial Support Services	5 - Bachelor's degree	2	Men	0	0	0	0	0	0	0	0	0	0	
			Women	0	0	0	0	0	0	0	0	0	0	
			Total	0	0	0	0	0	0	0	0	0	0	No
52.1001 Human Resources Management/Personnel Administration, General	5 - Bachelor's degree	1	Men	0	3	0	0	3	0	4	1	0	11	
			Women	0	7	0	2	8	1	22	0	0	40	
			Total	0	10	0	2	11	1	26	1	0	51	No
52.1101		1	Men	2	4	0	0	1	0	5	0	0	12	

Completions: total by first major

99.0000 Summary Grand Totals	Award Level	Nonresident alien	Hispanic Latino	American Indian or Alaska Native	Asian	Black or African American	Native Hawaiian or Other Pacific Islander	White	Two or more Races	Race/ethnicity unknown	Total	PY Total
Bachelor's degree	5											
Men		23	216	4	15	173	2	861	29	33	1356	1369
Women		24	343	9	18	334	5	1259	42	48	2082	1941
Total		47	559	13	33	507	7	2120	71	81	3438	3310
Postbaccalaureate certificates	6											
Men		0	0	0	0	0	0	0	0	0	0	0
Women		0	0	0	0	0	0	0	0	0	0	1
Total		0	0	0	0	0	0	0	0	0	0	1
Master's degree	7											
Men		45	50	0	7	34	0	227	5	11	379	305
Women		24	100	1	9	59	0	346	13	5	557	595
Total		69	150	1	16	93	0	573	18	16	936	900
Doctor's degree - research / scholarship	17											
Men		3	0	0	0	0	0	6	1	1	11	9
Women		3	9	0	0	3	0	31	0	1	47	47
Total		6	9	0	0	3	0	37	1	2	58	56

Grand Total Men		71	266	4	22	207	2	1094	35	45	1746	1683
Grand Total Women		51	452	10	27	396	5	1636	55	54	2686	2584
Grand Total		122	718	14	49	603	7	2730	90	99	4432	4267

PY Grand Total Men		44	235	7	33	155	5	1123	18	63		1683
PY Grand Total Women		45	450	7	31	361	1	1593	21	75		2584
PY Grand Total		89	685	14	64	516	6	2716	39	138		4267

Completions: total by second major

99.0000 Summary Grand Totals	Award Level	Nonresident alien	Hispanic Latino	American Indian or Alaska Native	Asian	Black or African American	Native Hawaiian or Other Pacific Islander	White	Two or more Races	Race/ethnicity unknown	Total	PY Total
Bachelor's degree	5											
Men		0	0	0	0	0	0	0	0	0	0	45
Women		0	0	0	0	0	0	0	0	0	0	66
Total		0	0	0	0	0	0	0	0	0	0	111

Grand Total Men		0	0	0	0	0	0	0	0	0	0	45
Grand Total Women		0	0	0	0	0	0	0	0	0	0	66
Grand Total		0	0	0	0	0	0	0	0	0	0	111

PY Grand Total Men		4	5	0	0	5	0	28	0	3		45
PY Grand Total Women		6	19	0	2	6	0	30	0	3		66
PY Grand Total		10	24	0	2	11	0	58	0	6		111

All Completers

Institutions must report the following information. (Some data will be pre-populated from the completions by CIP code data.)

All Completers

Number of students by gender and race and ethnicity earning an award between July 1, 2014 and June 30, 2015. Count each student only once, regardless of how many awards he/she earned. The intent of this screen is to collect an unduplicated count of total numbers of *completers*.

- Report Hispanic/Latino individuals of any race as Hispanic/Latino
- Report race for non-Hispanic/Latino individuals only

	Men		Women		Total Students
	Number of Students	Total Awards	Number of Students	Total Awards	
<u>Nonresident alien</u>	71	71	51	51	122
<u>Hispanic/Latino</u>	266	266	452	452	718
<u>American Indian or Alaska Native</u>	4	4	10	10	14
<u>Asian</u>	22	22	27	27	49
<u>Black or African American</u>	207	207	396	396	603
<u>Native Hawaiian or Other Pacific Islander</u>	2	2	5	5	7
<u>White</u>	1,094	1,094	1,635	1,636	2,729
<u>Two or more races</u>	35	35	55	55	90
<u>Race and ethnicity unknown</u>	45	45	54	54	99
TOTAL	1,746	1,746	2,685	2,686	4,431
PY TOTAL	1,683		2,584		4,267

Completers by Level

Institutions must report the following information. This screen will be shown for each of the following award categories for which completions have been reported:

- Less than 1-year certificates
- At least 1 but less than 4-year certificates
- Associate's degrees
- Bachelor's degrees
- Master's degrees
- Doctor's degrees
- Postbaccalaureate and post-master's certificates

Bachelor's degrees

Number of students by gender, by race and ethnicity, and by age earning this award between July 1, 2014 and June 30, 2015. Each student should be counted once per award level. For example, if a student earned a master's degree and a doctor's degree, he/she should be counted once in master's and once in doctor's. A student earning two master's degrees should be counted only once.


- Report Hispanic/Latino individuals of any race as Hispanic/Latino
- Report race for non-Hispanic/Latino individuals only

	Number of Students	Total Awards
By Gender		
Men	1,356	1,356
Women	2,082	2,082
TOTAL	3,438	3,438
PY TOTAL	3,310	

By Race/Ethnicity

<u>Nonresident alien</u>	47	47
<u>Hispanic/Latino</u>	559	559
<u>American Indian or Alaska Native</u>	13	13
<u>Asian</u>	33	33
<u>Black or African American</u>	507	507
<u>Native Hawaiian or Other Pacific Islander</u>	7	7

<u>White</u>	<input type="text" value="2,120"/>	2,120
Two or more races	<input type="text" value="71"/>	71
<u>Race and ethnicity unknown</u>	<input type="text" value="81"/>	81
TOTAL	3,438	3,438



By Age

Under 18	<input type="text" value="0"/>	
18-24	<input type="text" value="2,421"/>	
25-39	<input type="text" value="906"/>	
40 and Above	<input type="text" value="111"/>	
Age Unknown	<input type="text" value="0"/>	
TOTAL	3,438	3,438

Completers by Level

Institutions must report the following information. This screen will be shown for each of the following award categories for which completions have been reported:

- Less than 1-year certificates
- At least 1 but less than 4-year certificates
- Associate's degrees
- Bachelor's degrees
- Master's degrees
- Doctor's degrees
- Postbaccalaureate and post-master's certificates

Master's degrees

Number of students by gender, by race and ethnicity, and by age earning this award between July 1, 2014 and June 30, 2015. Each student should be counted once per award level. For example, if a student earned a master's degree and a doctor's degree, he/she should be counted once in master's and once in doctor's. A student earning two master's degrees should be counted only once.


- Report Hispanic/Latino individuals of any race as Hispanic/Latino
- Report race for non-Hispanic/Latino individuals only


	Number of Students	Total Awards
By Gender		
Men	<input type="text" value="379"/>	379
Women	<input type="text" value="557"/>	557
TOTAL	936	936
PY TOTAL	900	

By Race/Ethnicity

<u>Nonresident alien</u>	<input type="text" value="69"/>	69
<u>Hispanic/Latino</u>	<input type="text" value="150"/>	150
<u>American Indian or Alaska Native</u>	<input type="text" value="1"/>	1
<u>Asian</u>	<input type="text" value="16"/>	16
<u>Black or African American</u>	<input type="text" value="93"/>	93
<u>Native Hawaiian or Other Pacific Islander</u>	<input type="text" value="0"/>	0

<u>White</u>	<input type="text" value="573"/>	573
Two or more races	<input type="text" value="18"/>	18
<u>Race and ethnicity unknown</u>	<input type="text" value="16"/>	16
TOTAL	936	936



 **By Age**

Under 18	<input type="text" value="0"/>	
18-24	<input type="text" value="133"/>	
25-39	<input type="text" value="605"/>	
40 and Above	<input type="text" value="198"/>	
Age Unknown	<input type="text" value="0"/>	
TOTAL	936	936

Completers by Level

Institutions must report the following information. This screen will be shown for each of the following award categories for which completions have been reported:

- Less than 1-year certificates
- At least 1 but less than 4-year certificates
- Associate's degrees
- Bachelor's degrees
- Master's degrees
- Doctor's degrees
- Postbaccalaureate and post-master's certificates

Doctor's degrees

Number of students by gender, by race and ethnicity, and by age earning this award between July 1, 2014 and June 30, 2015. Each student should be counted once per award level. For example, if a student earned a master's degree and a doctor's degree, he/she should be counted once in master's and once in doctor's. A student earning two master's degrees should be counted only once.


- Report Hispanic/Latino individuals of any race as Hispanic/Latino
- Report race for non-Hispanic/Latino individuals only


	Number of Students	Total Awards
By Gender		
Men	<input type="text" value="11"/>	11
Women	<input type="text" value="47"/>	47
TOTAL	58	58
PY TOTAL	56	

By Race/Ethnicity

<u>Nonresident alien</u>	<input type="text" value="6"/>	6
<u>Hispanic/Latino</u>	<input type="text" value="9"/>	9
<u>American Indian or Alaska Native</u>	<input type="text" value="0"/>	0
<u>Asian</u>	<input type="text" value="0"/>	0
<u>Black or African American</u>	<input type="text" value="3"/>	3
<u>Native Hawaiian or Other Pacific Islander</u>	<input type="text" value="0"/>	0

<u>White</u>	<input type="text" value="37"/>	37
Two or more races	<input type="text" value="1"/>	1
<u>Race and ethnicity unknown</u>	<input type="text" value="2"/>	2
TOTAL	58	58



 **By Age**

Under 18	<input type="text" value="0"/>	
18-24	<input type="text" value="0"/>	
25-39	<input type="text" value="31"/>	
40 and Above	<input type="text" value="27"/>	
Age Unknown	<input type="text" value="0"/>	
TOTAL	58	58

Summary

IPEDS collects important information regarding your institution. All data reported in IPEDS survey components become available in the IPEDS Data Center and appear as aggregated data in various Department of Education reports. Additionally, some of the reported data appears specifically for your institution through the College Navigator website and is included in your institution's Data Feedback Report (DFR). The purpose of this summary is to provide you an opportunity to view some of the data that, when accepted through the IPEDS quality control process, will appear on the College Navigator website and/or your DFR. College Navigator is updated approximately three months after the data collection period closes and Data Feedback Reports will be available through the [Data Center](#) and sent to your institution's CEO in November 2016.

Please review your data for accuracy. If you have questions about the data displayed below after reviewing the data reported on the survey screens, please contact the IPEDS Help Desk at: 1-877-225-2568 or ipedshelp@rti.org.

Summary of Completions Data

Award Level	Number of Completions	
	1 st major	2 nd major
<u>Bachelors degree or equivalent</u>	3,438	0
<u>Postbaccalaureate certificate</u>	0	0
<u>Master's degree</u>	936	0
<u>Doctor's degree - research/scholarship</u>	58	0
Total number of degrees and certificates	4,432	

Summary of Completers Data

	Number of Students		
	Men	Women	Total
All Completers	1,746	2,685	4,431

Completions

Sam Houston State University (227881)

Source	Description	Severity	Resolved	Options
Global Edits				
Perform Edits	Current year completions (39) are outside the expected range when compared to completions reported in the prior year (20) for: Men, 2-digit field (11), award level (5). Please correct your data or explain. (Error #10503)	Explanation	Yes	
Reason:	The number and category of completions has been checked and is correct for this year. The institution makes efforts to increase enrollment and graduation rates on a regular basis.			
Perform Edits	Current year completions (26) are outside the expected range when compared to completions reported in the prior year (7) for: Men, 2-digit field (11), award level (7). Please correct your data or explain. (Error #10503)	Explanation	Yes	
Reason:	The number and category of completions has been checked and is correct for this year. The institution makes efforts to increase enrollment and graduation rates on a regular basis.			
Perform Edits	Current year completions (61) are outside the expected range when compared to completions reported in the prior year (37) for: Men, 2-digit field (50), award level (7). Please correct your data or explain. (Error #10504)	Explanation	Yes	
Reason:	The number and category of completions has been checked and is correct for this year. The institution makes efforts to increase enrollment and graduation rates on a regular basis.			
Perform Edits	Current year completions (114) are outside the expected range when compared to completions reported in the prior year (66) for: Women, 2-digit field (51), award level (5). Please correct your data or explain. (Error #10506)	Explanation	Yes	
Reason:	The number and category of completions has been checked and is correct for this year. The institution makes efforts to increase enrollment and graduation rates on a regular basis.			