

Make a deer feeder

by [logangina](#) on October 11, 2009

Table of Contents

Make a deer feeder	1
Intro: Make a deer feeder	3
Step 1: Materials	3
Step 2: Cut pvc pipe	4
Step 3: Glue on a cap	4
Step 4: Cut the opening	5
Step 5: Put on tree or post	6
Step 6: Food	6
Related Instructables	7
Comments	8



Author:logangina

ADD ME ON XBOX 360 LIVE AT FUTEBOL STUD

i am almost always on the site so comment or pm me and i will get back asap
tell me if my instructables r good or bad
leave comments pleez im bored
check out my awesome ASCII

the second image is my xbox avatar. the graphics dont look good now but if u click on it they get better.

I have been making thing since i have been little. my real name is not logangina it is just a nickname i got while playing for Columbus Crew juniors soccer team. i love to go snowboarding and hanging out at Snowshoe WV, i have a condo there and i absolutely love going and being there. i like to make things out of basically nothing. i like to play soccer, actually i drive about 2 hours just for practice and longer for games, i play for mossl. i have an ipod touch which im obsessed with. i am always on this site. i love boomerangs and other things that fly. i do not like homework. i like the brands adidas and puma the most. i enjoy texting and playing games i have on my ipod. i like the ps2 game ratchet and clank. i like duct tape and making things out of it, i liked the mythbusters duct tape special. mountain dew is the most beastly drink ever. METALLICA is the best band ever!!!!!! i hav 102 of there songs on cds. i like origami. I love riddles and mind games, i like most types of puzzles. if you have a riddle post it on my orangeboard or my riddle forum topic. my riddle forum topic is one of the most seen and posted forum topic. i love posting ibles and will help you with anything you may need help with. I want to be featured more, but cant seem to get it to work. i love to chat so if you are interested in talking im normally here. and many more things i cant think of right now. I once made a 5 foot tall (base height) trebuchet with my dad, but it didnt work very good. i love paper airplanes. i have an obsession with riding my ripstik setting down, this is the funnest thing ever, its fun to try and steer and stay balanced at the same time.

i have a new found love of making boomerangs. i have to thank Art for teaching me and instructing me on how to make them. i will put some pics on them on when i get them painted. i love to make them and Art is super for telling me everything i need to know.
Thanks Art!!!!

Snowshoe WV was on Bizzare Foods, they went to the Ember restaurant. Snowshoe is hidden in mountains and is a big name. It is very close to Cass WV. the elevation is 4,848 feet. this is one of the biggest ski resorts near me.

Favorite Metallica songs(in no order):

Master of Puppets
Don't Tread On Me
Battery
The Day That Never Comes
Die Die My Darling
End of The Line
It's Electric
Loverman
The Memory Remains
Mercyful Fate
My Apocalypse
Nothing Else Matters
Sad But True
That Was Just Your Life
Through The Never
The Unforgiven
The Unforgiven 2
The Unforgiven 3
Where The Wild Things Are
Whiskey In The Jar
Broke, Beat, & Scarred
Cyanide
Enter Sandman
The God That Failed
My Friend Of Misery
One
Some Kind of Monster
St. Anger
The Struggle Within
Suicide & Redemption
Wherever I May Roam

friends(in no order):

artinct
animan1
acidbass
re-design
zaphod beeblebrox
lemonie
kiteman
ewilhelm
boba the fett
seanex
the builder
chopstx
molten boron
yourcat
keith-kid
TimAnderson
Dakota17
thats some of my fav people

Intro: Make a deer feeder

This Instructable will teach you how to make a deer feeder using pvc pipe. My family loves the outdoors and they suggested that I post an Instructable on how to make a deer feeder. It can also feed many other animals that eat grain. This is a very simple project that takes only about ten minutes and a few dollars.



Image Notes

1. Finished

Step 1: Materials

The materials that are needed are

- 1) 2 inch diameter (smaller sizes will also work) pvc pipe (any length should work)
- 2) Hacksaw or PVC cutter
- 3) metal wire, rope, or string
- 4) two 2 inch pvc pipe caps
- 5) pvc glue
- 5) tape measure
- 6) marker
- 7) horse feed or corn
- 8) tree or post




Image Notes

1. horse feed
2. marker
3. 2 inch pvc caps
4. hacksaw
5. wire
6. tape measure
7. pvc glue
8. 2 inch diameter pvc pipe

Step 2: Cut pvc pipe

Cut your 2 inch diameter pvc pipe to your desired length. Measure the pipe to the length you want and mark with a marker. Use the hacksaw to cut through the pipe at the line you marked.

I cut mine to about 30.5 inches.



Step 3: Glue on a cap

Now glue on the cap using the pvc glue, glue it to the end that will be the bottom. The pipe should only have a cap glued on at one end.



Step 4: Cut the opening

Now you need to saw out the opening that lets the food fall out. To do this you need to put a mark at the spot you want to be the bottom of the opening. This should be about 1" from the glued cap. Use the hacksaw to cut through the line about half way through the pipe. Next, cut diagonally from about an inch above the original cut until meeting the first cut. You should now remove the wedge shape piece of pipe. This serves as the opening for the food to fall out. This is difficult to explain so look at the pictures if you are confused.





Step 5: Put on tree or post

Now put the feeder on the tree or pole. Locate it that can be easily viewed from your house. You should wrap the wire, string or rope you are using around the tree or pole and around the feeder tightly so it doesn't fall off. Tie or the rope, string or wire. This should be done like its done in the picture.



Image Notes

1. i put a stick here to make the food come out better

Step 6: Food

Now put the horse feed or corn into the feeder through the top of the pipe. When all the feed you want is in you need to put the second cap on top of it. Do not glue the top cap so you can refill it later.

You are now done with the deer feeder. This feeder could also be used for ducks, geese, chickens, racoons, opussums or any other wildlife.



Image Notes

1. my dads wierd red shoes
2. horse feed




Image Notes

1. second cap that isn't glued




Image Notes

1. done!

Related Instructables



Bird Feeder by
uneektalent



**Hummingbirds:
Feeder, Food, &
More!** by
technick29



**Paracord Rifle
Sling** by
biker_trash_1340



**Mosquito
Zapper** by
unclesam



**How to skin a
deer when your
parents ask for
help** by
schmeese



**Canoeists
survival pack** by
Xuthal

Comments

8 comments

[Add Comment](#)



Hoosiergoober says:

Feb 2, 2011. 3:47 AM [REPLY](#)

Built 6 of these and had my trail cams on them...got a bunch of really great pics of deer and other animals around them. Thanks



ramatern says:

Jan 18, 2011. 12:21 PM [REPLY](#)

Don't leave those wires around the tree too long!



logangina says:

Jan 18, 2011. 12:43 PM [REPLY](#)

yeah the tree grows around it



1flyby1 says:

Feb 28, 2010. 3:29 PM [REPLY](#)

First I would recommend 4in. pipe. An easier bottom on this would be a 'Y' PIPE. ONE SIDE COMES OFF ON A 45DEG. ANGLE. Cap the bottom, but drill holes for drainage. The food gets eaten out of the pipe instead of spilling out. After setting this out, be on the lookout for 9lb. squirrels.



cpotoso says:

Oct 14, 2009. 9:56 AM [REPLY](#)

In many places (most) deer are a pest! Don't feed them in those areas...



logangina says:

Oct 14, 2009. 2:14 PM [REPLY](#)

yes, but they are not pests in my area



Kozz says:

Oct 12, 2009. 12:10 PM [REPLY](#)

Nicely done! For anyone who wants to attempt this, you should familiarize yourself with any laws governing the feeding of wildlife.

Particularly in Wisconsin and during the hunting seasons there are limits to the quantity of food, the type of feeder (gravity-fed) and your location (such as CWD eradication zones) and vicinity to roads or buildings.

Additionally depending on what's in the feeder, it's possible a black bear may get impatient and attempt to tear the entire pipe from the tree. I've seen black bears tear down multiple birdfeeders containing sunflower and thistle (if you can believe it, he must have been hungry).



logangina says:

Oct 12, 2009. 12:26 PM [REPLY](#)

thanks, but you are right about bears and laws, but i don't have bears where i live