



Welcome
to

Sam Houston State University

Admission Process for Bachelor Degree Programs

Step 1 Apply for Survivors and Dependents Educational Assistance (Chapter 35)

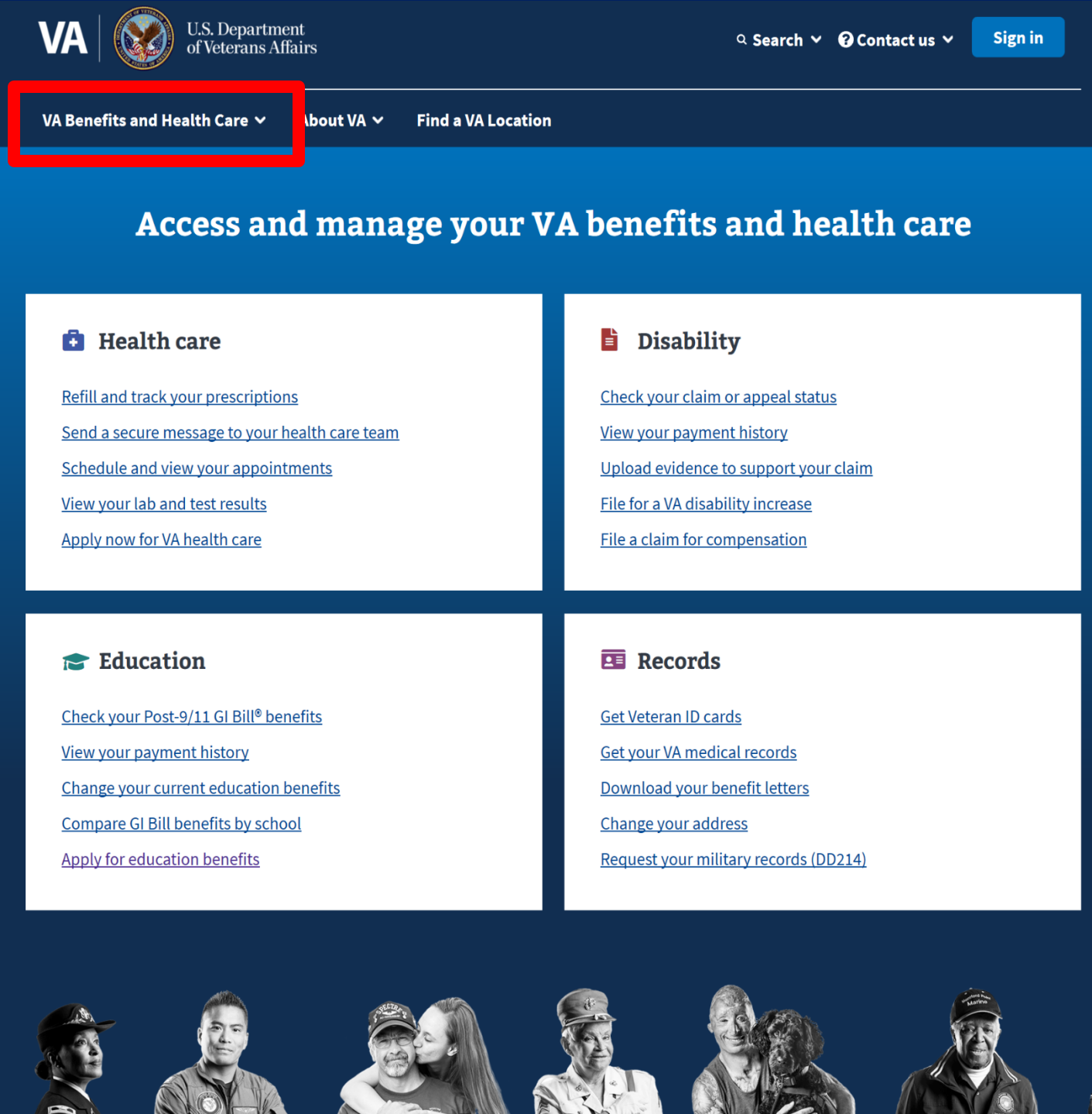
- Apply online at VA.gov
- Once on the site proceed through the prompts shown on the following pages to apply for your “Certificate of Eligibility”(COE) from the VA

Continue to next page

Step 1

Click the drop-down box “VA Benefits and Health Care”

Continue to next page



The screenshot shows the U.S. Department of Veterans Affairs website. At the top, there is a navigation bar with the VA logo, the U.S. Department of Veterans Affairs text, and links for Search, Contact us, and Sign in. Below this is a dark blue header with a white dropdown menu labeled "VA Benefits and Health Care" which is highlighted with a red box. To the right of this dropdown are links for "About VA" and "Find a VA Location". The main content area has a blue background with the heading "Access and manage your VA benefits and health care". Below this heading are four white boxes, each with a title and a list of links:

- Health care** (with a plus icon):
 - [Refill and track your prescriptions](#)
 - [Send a secure message to your health care team](#)
 - [Schedule and view your appointments](#)
 - [View your lab and test results](#)
 - [Apply now for VA health care](#)
- Disability** (with a document icon):
 - [Check your claim or appeal status](#)
 - [View your payment history](#)
 - [Upload evidence to support your claim](#)
 - [File for a VA disability increase](#)
 - [File a claim for compensation](#)
- Education** (with a graduation cap icon):
 - [Check your Post-9/11 GI Bill® benefits](#)
 - [View your payment history](#)
 - [Change your current education benefits](#)
 - [Compare GI Bill benefits by school](#)
 - [Apply for education benefits](#)
- Records** (with a folder icon):
 - [Get Veteran ID cards](#)
 - [Get your VA medical records](#)
 - [Download your benefit letters](#)
 - [Change your address](#)
 - [Request your military records \(DD214\)](#)

At the bottom of the page, there is a row of six black and white photographs of veterans and their families, including a woman in a military uniform, a man in a military uniform, a man and a woman, a man in a military uniform, a woman holding a dog, and a man in a military uniform.

Step 1

Click “Education and training”

Click “How to apply”

Continue to next page

The screenshot shows the U.S. Department of Veterans Affairs website. At the top, there is a navigation bar with the VA logo, the text "U.S. Department of Veterans Affairs", and links for "Search", "Contact us", and "Sign in". Below the navigation bar, there is a main menu with "VA Benefits and Health Care", "About VA", and "Find a VA Location". The "VA Benefits and Health Care" menu is expanded, showing a list of benefits: "Health care", "Disability", "Education and training", "Pension", "Housing assistance", "Burials and memorials", "Life insurance", "Records", "Service member benefits", and "Family member benefits". The "Education and training" option is highlighted with a red box. Below this, a sub-menu is displayed with "View all in education", "Get education benefits", and "Manage your benefits". The "Get education benefits" sub-menu is expanded, showing "About GI Bill benefits", "Eligibility", "How to apply", "Vocational rehabilitation and Employment", and "Survivor and dependent education benefits". The "How to apply" option is highlighted with a red box. To the right of the sub-menu, there is a "Manage your benefits" section with links: "View your VA payment history", "Check your Post-9/11 GI Bill benefits", "Transfer your Post-9/11 GI Bill benefits", "Change your GI Bill school or program", and "Change your direct deposit information". Below the sub-menu, there is a "GI Bill® Comparison Tool" section with the text "Learn about education programs and compare benefits by school." At the bottom of the page, there are two columns of links: "Check your Post-9/11 GI Bill® benefits", "View your payment history", "Change your current education benefits", "Compare GI Bill benefits by school", "Apply for education benefits", "Get Veteran ID cards", "Get your VA medical records", "Download your benefit letters", "Change your address", and "Request your military records (DD214)".

VA Benefits and Health Care ^

About VA v Find a VA Location

Health care >

Disability >

Education and training >

Pension >

Housing assistance >

Burials and memorials >

Life insurance >

Records >

Service member benefits

Family member benefits

View all in education >

Get education benefits

About GI Bill benefits

Eligibility

How to apply

Vocational rehabilitation and Employment

Survivor and dependent education benefits

Manage your benefits

View your VA payment history

Check your Post-9/11 GI Bill benefits

Transfer your Post-9/11 GI Bill benefits

Change your GI Bill school or program

Change your direct deposit information

GI Bill® Comparison Tool

Learn about education programs and compare benefits by school.

[Check your Post-9/11 GI Bill® benefits](#)

[View your payment history](#)

[Change your current education benefits](#)

[Compare GI Bill benefits by school](#)

[Apply for education benefits](#)

[Get Veteran ID cards](#)

[Get your VA medical records](#)

[Download your benefit letters](#)

[Change your address](#)



[Request your military records \(DD214\)](#)



Step 1

Click “Find your education benefits form”

Continue to next page




U.S. Department
of Veterans Affairs

[Search](#) [Contact us](#) [Sign in](#)

[VA Benefits and Health Care](#) [About VA](#) [Find a VA Location](#)

[Home](#) > [Education and training](#) > **How to apply**

**Education and training**

[Get benefits](#) [Eligibility](#) **[How to apply](#)** [After you apply](#) [Vocational Rehab and Employment](#) [Educational and Career Counseling](#) [Survivor and dependent benefits](#) [Other VA education benefits](#)

[Manage benefits](#) [More resources](#)

How to apply for the GI Bill and related benefits

Find out how to apply for the GI Bill and other VA education benefits as a Veteran, service member, or qualified family member.

How do I prepare before starting my application?

- [Find out if you're eligible for VA education benefits](#)
- Gather the documents and information listed below that you'll need to apply for education benefits.
- See what benefits you'll get at the school you want to attend.
[Use the GI Bill Comparison Tool](#)

Note: To apply for Vocational Rehabilitation and Employment (also called Chapter 31) or educational and career counseling (also called Chapter 36) benefits and services, you'll need to use a different application.

[Find out how to apply for Vocational Rehab and Employment](#)
[Learn more about Educational and Career Counseling](#)

What documents and information do I need to apply?

- Social Security number
- Bank account direct deposit information
- Education and military history
- Basic information about the school or training facility you want to attend or are attending now

How do I apply?

You can apply online right now. Just answer a few questions, and we'll help you get started with the education benefits form that's right for you.

[Find your education benefits form](#)

Step 1

These are the standard questions and answers for new applicants

Once completed click “Apply Now”

Continue to next page

How do I apply?

You can apply online right now. Just answer a few questions, and we'll help you get started with the education benefits form that's right for you.

[Find your education benefits form ^](#)

Are you applying for a new benefit or updating your current education benefits?



Applying for a new benefit



Updating my current education benefits



Applying to extend my benefit using the Edith Nourse Rogers STEM Scholarship

Are you a Veteran or service member claiming a benefit based on your own service?



Yes



No

Is your sponsor deceased, 100% permanently disabled, MIA, or a POW?



Yes



No

[Apply Now](#)

Step 1

Click on either link to proceed

Note: it is recommended you sign in to complete your application

Continue to next page

[Home](#) > [Education](#) > [Apply for education benefits](#)

Apply for education benefits as an eligible dependent

Equal to VA Form 22-5490 (Dependents' Application for VA Education Benefits).

Save time—and save your work in progress—by signing in before starting your application

When you're signed in to your VA.gov account:

- We can prefill part of your application based on your account details.
- You can save your application in progress, and come back later to finish filling it out. You'll have 60 days from the date you start or update your application to submit it. After 60 days, we'll delete the form and you'll need to start over.

Note: If you sign in after you've started your application, you won't be able to save the information you've already filled in.

[Sign in to start your application](#)

[Start your application without signing in](#)

Step 1

Complete Form 22-5490 in order to receive your COE

Turnaround time should take approximately four - six weeks to receive in the mail

Continue to next page

Apply for education benefits as an eligible dependent

Form 22-5490

1 of 8 Applicant Information

You aren't required to fill in all fields, but we can review your application faster if you provide more information.

First name (*Required)

Middle name

Last name (*Required)

Suffix

Admission Process for Bachelor Degree Programs

Step 2 Apply to University

- Apply online at ApplyTexas.org
- Once on the site proceed through the prompt shown on the next page to complete your application
- Note: There is a Non-refundable \$45 application Fee you must pay in order to submit

Continue to next page

Step 2

Click “Get started”

Once completed it will take approximately four - six weeks to receive an acceptance or denial response

Continue to next page

Explore. Apply. Repeat.

Research your options.

Admission information for every Texas public university and two-year school, plus many private colleges and universities.

[Begin your search »](#)

Apply online.

Complete and submit your admission and scholarship applications online.

[Get started now »](#)

[Preview the 2020-2021 applications »](#)

[Preview the 2019-2020 applications »](#)

[View the 2020-2021 essay prompts »](#)

Do it again.

No need to start from scratch. Copy a completed application and use it to apply to another school.

[Learn how »](#)

Essay prompts for U.S. Freshman and International Freshman applications for enrollment in Summer 2020, Fall 2020, and Spring 2021 have changed. You may preview the [new essay prompts here](#).

First time here? No problem.

[Get started »](#)

It's fast. It's easy.
It's free.

[Create your account now »](#)

Already have an account?

[Log in now](#)

username

password

[Problems logging in? Click here](#)

[Log in](#)

Admission Process for Bachelor Degree Programs

Step 3 Submit School Transcripts

- Submit transcripts from previously attended High School, 2yr College, and 4yr University
- University Code: 003606 (If submitting electronically)
- Sam Houston State University does not accept emailed or faxed transcripts

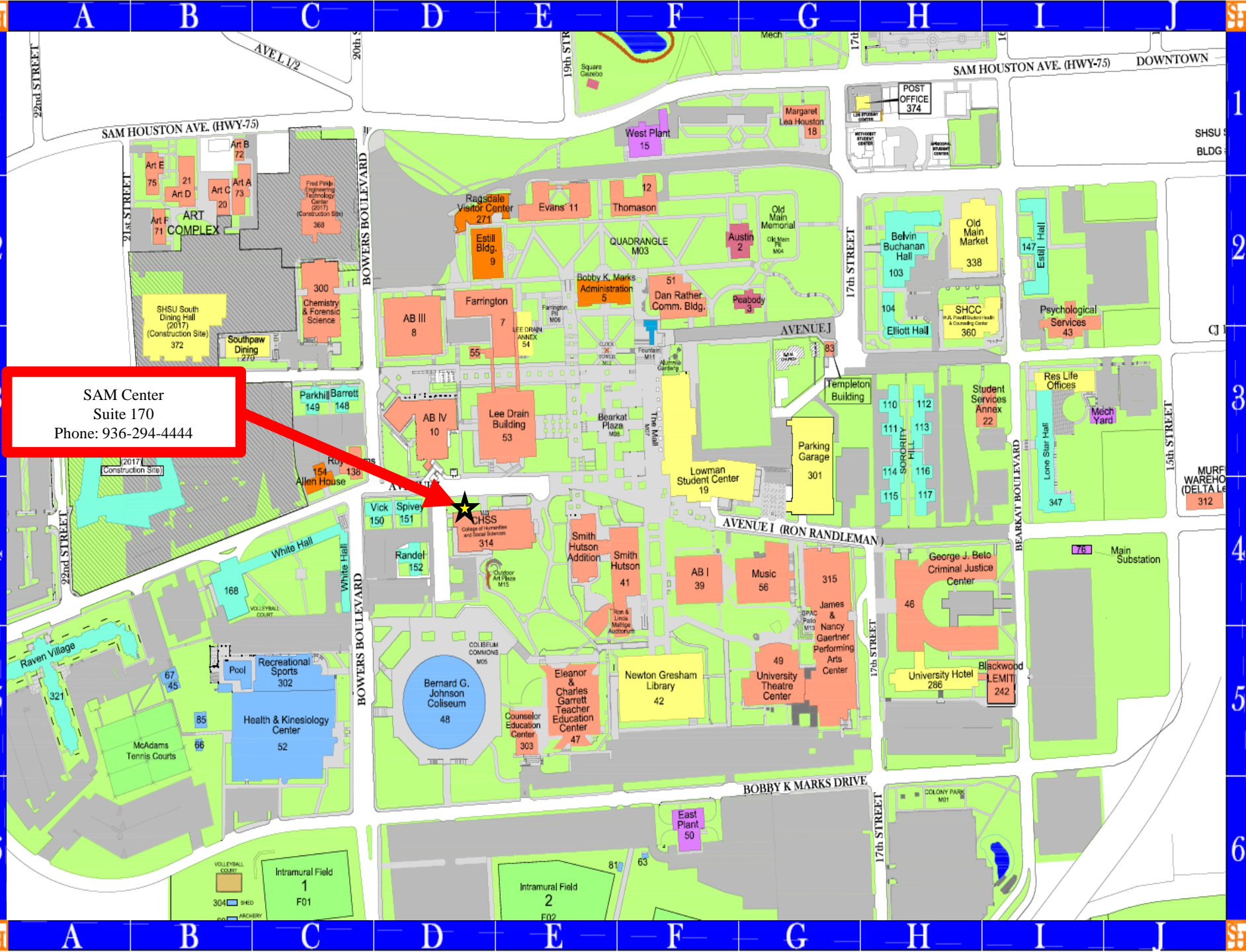
Admission Process for Bachelor Degree Programs

Step 4 Advisement & Registration

- Once accepted to Sam Houston State University schedule an appointment with a student advisor at the Sam Center to register for classes
- Location: College of Humanities and Social Sciences Building, Suite 170
- Phone: (936) 294-4444, Email: samcenter@shsu.edu

Continue to next page

SAM Center
Suite 170
Phone: 936-294-4444



Admission Process for Bachelor Degree Programs

Step 5 Paperwork Submission

- Once you have a class schedule contact the Veterans Resource Center to have the appropriate hyperlinks put onto your MySam Profile for paperwork submission
(Phone Only | 936-294-1046)

Admission Process for Bachelor Degree Programs

Step 5 Paperwork Submission

- Documents for Chapter 35 users to gather for submission:
 - Certificate of Eligibility (Letter from the VA)
 - SHSU request for term certification (Electronic form automatically generated on your MySam account)

Continue to next page

Admission Process for Bachelor Degree Programs

Step 5 Paperwork Submission

- Upload and submit all documents during the same session to your MySam account for review by your School Certifying Official at the Veterans Resource Center.

Continue to next page

Admission Process for Bachelor Degree Programs

Step 5 Paperwork Submission

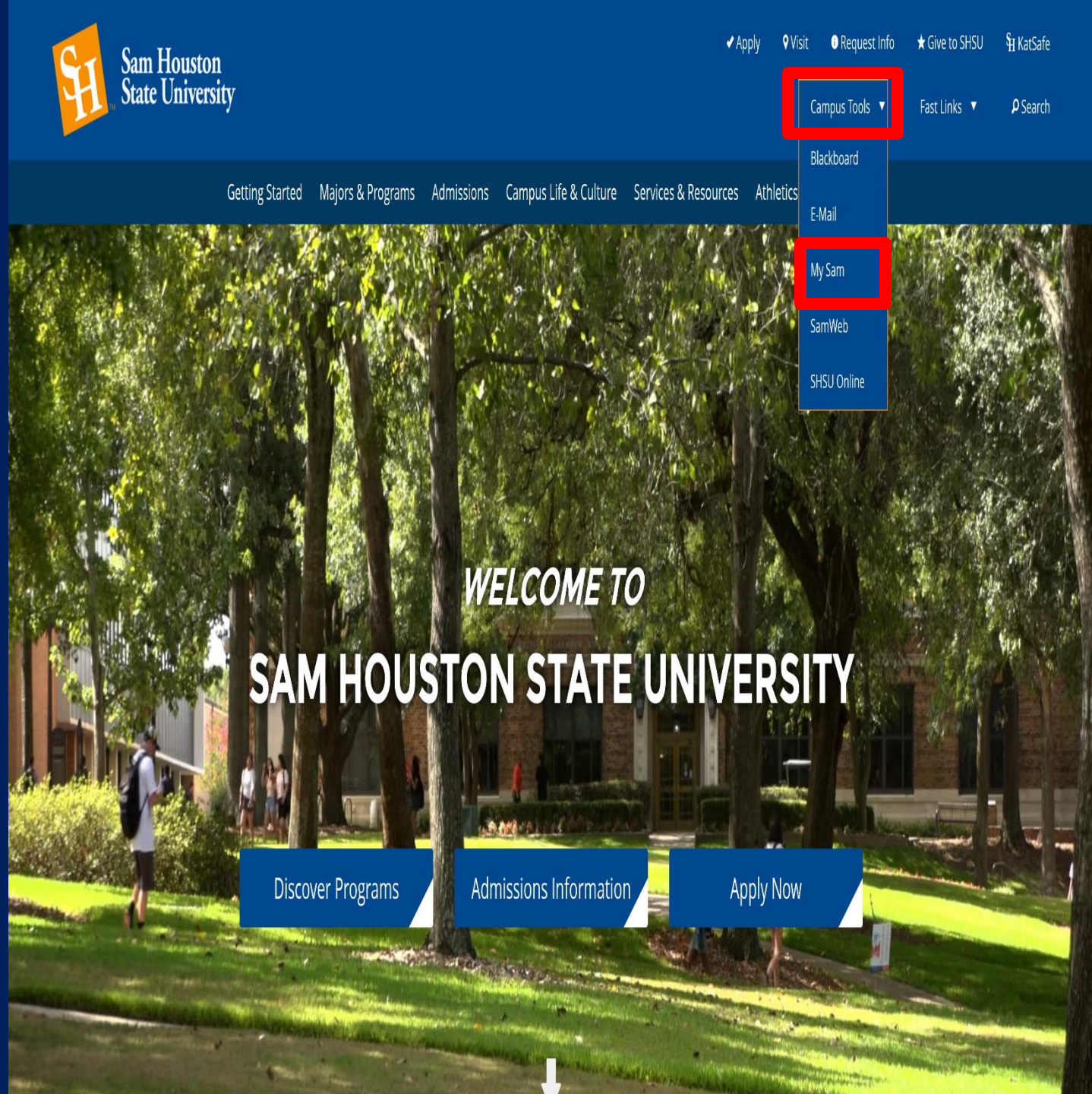
- Follow these five steps to upload documents:
 - Log into your MySam account
 - Click on your My Account tab
 - Go to the bottom right of the page and click on the Financial Aid Requirements link
 - Select the proper academic year.
 - Click on each link to upload your documents.

Continue to next page

Step 5

On the SHSU home page click on “Campus Tools” and then click “My Sam” to access your account

Continue to next page



Step 5

All Users

Campus Resources

My Account

Registration

Employees

Faculty

Students

Welcome to the new MySam portal! How can we improve this for you? [Share Your Feedback](#)

Registrar Announcements

- Please see the [Academic Calendar](#) to view important dates for Spring 2018

Banner - Administrative Applications

Formerly known as Internet Native Banner (INB).

[Banner Administrative Applications](#)

[Document Management \(BDM\)](#)

Access to Banner Administrative Applications and Document Management (BDM) is limited to on campus only. Internet Explorer is required.

[Banner Employee Profile](#)

Access Leave Reports, Time Sheets, EPAFs, and more!

Newton Gresham Library

[Borrow or Renew Books](#)

[Interlibrary Loan](#)

[Distance Learning Services](#)

[Undergraduate Student Services](#)

[Graduate Student Services](#)

[Faculty Services](#)

[More Services...](#)

[Databases](#)

[Find More on the Library Website](#)

Chat is ON! Ask a librarian.

SHSU Online Newsletter

Faculty Self Service Links

- Faculty Dashboard
- Summary Class List (Roster)
- Detail Class List
- Faculty Detail Schedule
- Week at a Glance
- Final Grades
- Attendance Tracking
- Ellucian CRM Recruit
- Access to DegreeWorks

Campus Connect

Campus Connect provides the entire campus a coordinated care and communication network that helps manage student risk from identification to resolution – using data and analytics to optimize student support and to improve student outcomes. Departments, colleges, and divisions – academic

All Users

Campus Resources

My Account

Registration

Employees

Faculty

Students

International Payment Procedure

Office of the Registrar

Primary functions:

- Registration
- Transcripts
 - Official
 - Unofficial
- Graduation
- [View Grades](#)

Other Services:

- TSI
- Enrollment Verification

Please visit the Office of the Registrar for more information:

<http://www.shsu.edu/dept/registrar/>

- [Sign up for a payment plan](#)

IMPORTANT PAYMENT PLAN INFORMATION

- Spring charges and payment plans are now available.
- [Sign up through your student account center](#)
- Basics of the Tuition and Fee Installment Plan
- A nonrefundable \$30 setup fee is charged for enrolling in a payment plan

Upcoming Due Dates

Payment Methods

Make an International Payment

Important Payment Information

IRS Form 1098-T Information

Estill Building, Room 103. Hours: 8 AM – 5 PM
Monday through Friday. Phone [936-294-1083](tel:936-294-1083). Fax [936-294-1229](tel:936-294-1229). Email bursar@shsu.edu

How to Pay Your Bill Online

When viewing your student account Summary in Banner Self-Service please note the difference between the **TERM** balance and the **ACCOUNT** balance. The account balance includes all terms for which you are registered, not just the current term.

How to Pay Online / Enroll in a Payment Plan for:

- [Students - PDF](#)
- [Authorized Users - PDF](#)

Financial Aid Requirements

[Financial Aid Requirements](#)

Financial Aid Awards

[Financial Aid Awards](#)

Step 5

Aid Year

Some financial aid information is determined by Aid Year (the academic year for which you are receiving financial aid).

Select Aid Year **Academic Year 2018-2019** 

© 2018 Ellucian Company L.P. and its affiliates.

Eligibility Requirements for Academic Year 2017-2018

Satisfied Requirements

Requirement	Status	As of Date	Fund Term
Fall VA Request Certification Form			
Free Application for Federal Student Aid			
Initial Information Letter			
Second bachelor aid request			
VA Spring Request Certification Form			

[Select Another Aid Year](#)

© 2018 Ellucian Company L.P. and its affiliates.

Select your Aid year
and then click submit

Click on each link and
submit the
corresponding forms

Note: submit all forms
during the same
session

Failure to do so will
delay your process
time

Continue to next page

Step 5

Certificate of Eligibility (COE)

- Admin Data
- Entitled months

These areas must be legible

Note: This is only an example document. General appearance and layout may vary

Continue to next page



DEPARTMENT OF VETERANS AFFAIRS
Muskogee Regional Office
PO Box 8888
Muskogee, OK 74402-8888

July 5, 2019

In Reply Refer To: 351/22

Mr. John Doe
3405 Elinor Drive
Mayberry, NC 43275

786/23
J Doe
XXX-XX-1878

Dear John Doe:

Certificate of Eligibility

This certifies that you are entitled to benefits for an approved program of education or training under the Dependents' Educational Assistance (DEA) program.

You must take this letter to your school. Your school must certify your enrollment before you can get paid.

You will have 45 months and 0 days of full time benefits if you begin using your entitlement (attending a training program) prior to August 1, 2018; you will have 36 months of full time benefits if you begin using your entitlement (attending a training program) on or after August 1, 2018.

You may only use benefits before January 17, 2027. Generally any remaining benefits can't be used for training on or after that date.

Approved Program

Your intended program of education, as shown below, is approved for Dependents' Educational Assistance (DEA) program benefits.

Program of Education:
School:

Bachelor Degree
Sam Houston State University
1905 University Ave
Huntsville TX 77320

This is based on 38 CFR 21.7110 (b)

Admission Process for Bachelor Degree Programs

Step 5 Paperwork Submission

- Your paperwork will take about 4 - 6 weeks to fully process
- If there are any problems with your paperwork the Veterans Resource Center will contact you directly by phone or your SHSU email to resolve any problems
- Please check each submission link for status updates before contacting the Veterans Resource Center

Continue to next page

Training Time	Monthly Rate
Full Time	\$1,248.00
$\frac{3}{4}$ Time	\$986.00
$\frac{1}{2}$ Time	\$724.00
Less than $\frac{1}{2}$ time and more than $\frac{1}{4}$ time	\$724.00
$\frac{1}{4}$ time or less	\$312.00
Educational Assistance Allowance for trainees under the Survivors' and Dependents' Educational Assistance Program (Chapter 35 of title 38, U.S.C.). The following basic monthly rates are effective October 1, 2019.	
VA Education	
1-888-442-4551	
All payments to Veterans are issued by the VA. All problems concerning payments will be handle by the VA. The Veterans Resource Center does not control or handle any monetary transactions.	

Submit A Question

<https://iris.custhelp.va.gov/app/ask>

For any questions relating to your education benefit try using this site to obtain the best possible answer for Statuses of Applications, Certificate of Eligibility, Payment Statuses, and other information in regard to your education benefit.

Continue to next page



U.S. Department
of Veterans Affairs

[SITE MAP \[A-Z\]](#)

Search

IRIS Links

[Health](#)

[Benefits](#)

[Burials & Memorials](#)

[About VA](#)

[Resources](#)

[Media Room](#)

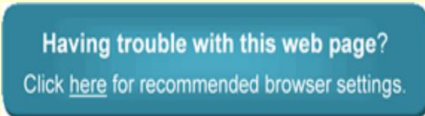
[Locations](#)

[Contact Us](#)

Inquiry Routing & Information System (IRIS)

Welcome to the VA's Inquiry Routing & Information System! We are here to answer your questions.

Please complete the following details on your inquiry using the form below.



How does a Veteran relate to your question?

I am asking about benefits/services: *

[Veteran Status Help](#)

What is your question?

Please ask your question or describe the issue in detail in the space below. If the question, or issue, is about a disability, please be specific as to the type of disability(ies) or the issue(s). If you have multiple claims for benefits pending and want the status, please tell us which claim this is about.

Question *

Contact Us

Location: Academic Building 3, Suite 116

Email: Veterans@shsu.edu

Phone: 936-294-1046

Fax: 936-294-4921

Veterans Resource Center
Hours: 0800-1700
Phone: 936-294-1046

