

Institution: Sam Houston State University (227881)

User ID: P2278811

Completions Overview

Welcome to the IPEDS Completions survey component. The Completions component is one of several IPEDS components that is conducted during the Fall data collection period. It collects the number of degrees and certificates awarded by field of study, level of award, race/ethnicity, and gender. The reporting period for the Completions component is during the 12-month time period beginning July 1 of the previous calendar year and ending June 30 of the current calendar year; therefore, for this year's Completions component, the reporting period is between July 1, 2015 and June 30, 2016. The Completions component is also collecting the number of students (e.g., completers) who earned awards between July 1, 2015 and June 30, 2016.

Completions Common Errors

Some common completions component errors include the following:

- Including award levels on your current year Completions that were not reported on your previous year's (PY) Institutional Characteristics (IC). [Award levels in the PY IC component cannot be changed; therefore, contact the IPEDS Help Desk at 1-877-225-2568 if you need assistance.]
- Forgetting to select CIP codes for new programs of study that are offered by the institution, but do not have completions for the reporting period.
- Forgetting to enter in zero in at least one of the cells for CIP codes that do not have completions.

Recent Changes

- The following question on **distance education** has been added to the bottom of each individual "CIP Data" screen:
"Is this program offered as a distance education program?"
- The following two screens, which collect data specifically on students were added to this component, beginning in the 2013-14 survey year:
 - **"All Completers"** - Collects the number of students who earned an award between July 1, 2015 and June 30, 2016 by gender and race/ethnicity. (The intent of this screen is to collect an **unduplicated count** of total numbers of completers.)
 - **"Completers by Level"** - Collects the number of students who earned an award between July 1, 2015 and June 30, 2016 by award level and 1) by gender; 2) by race/ethnicity; and 3) by age.
- The definition for Post-baccalaureate Certificate has changed slightly for the 2016-17 collection. The new definition is as follows: **An award that requires completion of an organized program of study beyond the bachelor's. It is designed for persons who have completed a baccalaureate degree, but does not meet the requirements of a master's degree.**

NOTE: Even though Teacher Preparation certificate programs may require a bachelor's degree for admission, they are considered sub-baccalaureate undergraduate programs, and students in these programs are undergraduate students.

General Information

CIP Codes:

The [CIP 2010 Website](#) includes a list of new CIP codes, a list of deleted CIP codes, a list of moved CIP Codes, and an online crosswalk of the 2000 CIP and 2010 CIP.

The Resources Page of the CIP 2010 website contains many valuable resources including:

- CIP 2010 Manual and copies of previous editions of the CIP Manual
- Crosswalk between the 2000 CIP codes and the 2010 CIP codes in Excel format

Keep in mind that some information provided by institutions on the Completions component appear in the [College Navigator](#), which is a major tool used by consumers searching for information about postsecondary education. It is therefore vitally important that you include accurate information about your institution.

Survey materials can be downloaded using the following link: [Survey Materials](#).

The prior year revision system can be accessed using the following link: [Prior Year Revision System](#)

Completions CIP Data

CIPCODE	Award Level	Major	Gender	Non Resident Alien	Hispanic / Latino	American Indian or Alaska Native	Asian	Black or African American	Native Hawaiian or Other Pacific Islander	White	Two or more Races	Race/ ethnicity unknown	Total	distance education program
01.0000 Agriculture, General	5 - Bachelor's degree	1	Men	0	2	0	0	0	0	6	0	0	8	
			Women	0	2	0	0	1	0	5	0	0	8	
			Total	0	4	0	0	1	0	11	0	0	16	No
01.0000 Agriculture, General	7 - Master's degree	1	Men	0	0	0	0	0	0	11	0	1	12	
			Women	0	1	0	0	0	0	7	0	0	8	
			Total	0	1	0	0	0	0	18	0	1	20	No
01.0102 Agribusiness/Agricultural Business Operations	5 - Bachelor's degree	1	Men	0	0	0	0	0	0	26	0	0	26	
			Women	2	0	0	0	0	0	18	1	0	21	
			Total	2	0	0	0	0	0	44	1	0	47	No
01.0201 Agricultural Mechanization, General	5 - Bachelor's degree	1	Men	0	0	0	0	0	0	9	0	1	10	
			Women	0	0	0	0	1	0	1	0	0	2	
			Total	0	0	0	0	1	0	10	0	1	12	No
01.0802 Agricultural Communication/Journalism	5 - Bachelor's degree	1	Men	0	0	0	0	0	0	1	0	0	1	
			Women	0	0	0	0	0	0	2	1	0	3	
			Total	0	0	0	0	0	0	3	1	0	4	No
01.0901 Animal Sciences, General	5 - Bachelor's degree	1	Men	0	2	0	0	1	0	11	0	0	14	
			Women	1	4	0	0	1	0	43	1	1	51	
			Total	1	6	0	0	2	0	54	1	1	65	No
01.1103 Horticultural Science	5 - Bachelor's degree	1	Men	0	0	0	0	0	0	2	1	0	3	
			Women	1	0	0	0	0	0	3	0	1	5	
			Total	1	0	0	0	0	0	5	1	1	8	No
04.0501 Interior Architecture	5 - Bachelor's degree	1	Men	0	0	0	0	0	0	0	0	0	0	
			Women	0	3	0	0	2	0	8	0	1	14	
			Total	0	3	0	0	2	0	8	0	1	14	No
09.0101 Speech Communication and Rhetoric	5 - Bachelor's degree	1	Men	0	0	1	1	5	0	6	1	0	14	
			Women	0	7	1	0	3	0	16	0	3	30	
			Total	0	7	2	1	8	0	22	1	3	44	No
09.0101 Speech Communication and Rhetoric	7 - Master's degree	1	Men	0	1	0	0	0	0	0	0	0	1	
			Women	0	0	0	0	0	0	3	0	0	3	
			Total	0	1	0	0	0	0	3	0	0	4	Yes
09.0101 Speech Communication and Rhetoric	5 - Bachelor's degree	2	Men	0	1	0	0	0	0	0	1	0	2	
			Women	0	0	0	0	2	0	0	0	0	2	
			Total	0	1	0	0	2	0	0	1	0	4	No
09.0102 Mass Communication/Media Studies	5 - Bachelor's degree	1	Men	0	7	0	1	9	0	34	2	1	54	
			Women	1	13	0	2	16	0	41	2	1	76	
			Total	1	20	0	3	25	0	75	4	2	130	No
09.0102 Mass Communication/Media Studies	5 - Bachelor's degree	2	Men	0	0	0	0	0	0	0	0	0	0	
			Women	0	0	0	0	0	0	1	0	0	1	
			Total	0	0	0	0	0	0	1	0	0	1	No
09.0702 Digital Communication and Media/Multimedia	7 - Master's degree	1	Men	1	0	0	1	0	0	2	0	0	4	
			Women	0	0	0	0	0	0	0	0	0	0	
			Total	1	0	0	1	0	0	2	0	0	4	No
10.0304	5 - Bachelor's degree	1	Men	1	2	0	0	0	0	5	0	0	8	
			Women	0	0	0	0	1	0	4	0	0	5	

CIPCODE	Award Level	Major	Gender	Non Resident Alien	Hispanic / Latino	American Indian or Alaska Native	Asian	Black or African American	Native Hawaiian or Other Pacific Islander	White	Two or more Races	Race/ ethnicity unknown	Total	distance education program
13.1001 Special Education and Teaching, General	7 - Master's degree	1	Men	0	0	0	0	0	0	0	0	0	0	
			Women	1	10	0	0	3	0	26	0	0	40	
			Total	1	10	0	0	3	0	26	0	0	40	No
13.1101 Counselor Education/School Counseling and Guidance Services	7 - Master's degree	1	Men	0	0	0	0	0	0	1	0	0	1	
			Women	0	2	0	0	0	0	6	0	0	8	
			Total	0	2	0	0	0	0	7	0	0	9	No
13.1101 Counselor Education/School Counseling and Guidance Services	17 - Doctor's degree - research / scholarship	1	Men	0	0	0	0	0	0	1	1	0	2	
			Women	1	1	0	0	1	0	9	0	0	12	
			Total	1	1	0	0	1	0	10	1	0	14	No
13.1201 Adult and Continuing Education and Teaching	6 - Postbaccalaureate certificates	1	Men	0	0	0	0	0	0	0	0	0	0	
			Women	0	0	0	0	1	0	2	0	0	3	
			Total	0	0	0	0	1	0	2	0	0	3	No
13.1307 Health Teacher Education	7 - Master's degree	1	Men	2	0	0	0	1	0	0	0	1	4	
			Women	1	1	0	0	0	0	4	0	0	6	
			Total	3	1	0	0	1	0	4	0	1	10	No
13.1314 Physical Education Teaching and Coaching	7 - Master's degree	1	Men	1	1	0	0	1	0	1	0	0	4	
			Women	0	0	0	0	0	0	4	0	0	4	
			Total	1	1	0	0	1	0	5	0	0	8	No
13.1315 Reading Teacher Education	6 - Postbaccalaureate certificates	1	Men	0	0	0	0	0	0	0	0	0	0	
			Women	0	1	0	0	0	0	0	0	0	1	
			Total	0	1	0	0	0	0	0	0	0	1	Yes
13.1315 Reading Teacher Education	7 - Master's degree	1	Men	0	0	0	0	0	0	0	0	0	0	
			Women	0	1	0	0	1	0	9	0	0	11	
			Total	0	1	0	0	1	0	9	0	0	11	Yes
13.1315 Reading Teacher Education	17 - Doctor's degree - research / scholarship	1	Men	0	0	0	0	0	0	0	0	0	0	
			Women	0	2	0	0	2	0	4	0	0	8	
			Total	0	2	0	0	2	0	4	0	0	8	No
13.1401 Teaching English as a Second or Foreign Language/ESL Language Instructor	6 - Postbaccalaureate certificates	1	Men	0	0	0	0	2	0	3	0	1	6	
			Women	0	2	0	0	3	0	7	1	1	14	
			Total	0	2	0	0	5	0	10	1	2	20	Yes
13.1401 Teaching English as a Second or Foreign Language/ESL Language Instructor	7 - Master's degree	1	Men	0	2	0	1	2	0	2	0	0	7	
			Women	0	3	0	1	1	0	7	0	1	13	
			Total	0	5	0	2	3	0	9	0	1	20	Yes
13.9999 Education, Other	6 - Postbaccalaureate certificates	1	Men	0	0	0	0	0	0	1	0	0	1	
			Women	0	0	0	1	4	0	7	0	0	12	
			Total	0	0	0	1	4	0	8	0	0	13	No
13.9999 Education, Other	17 - Doctor's degree - research / scholarship	1	Men	0	0	0	0	0	0	0	0	0	0	
			Women	0	0	0	0	1	0	0	0	0	1	
			Total	0	0	0	0	1	0	0	0	0	1	No
15.0612 Industrial Technology/Technician	5 - Bachelor's degree	1	Men	0	1	0	0	1	0	8	1	1	12	
			Women	0	0	0	0	0	0	3	0	0	3	
			Total	0	1	0	0	1	0	11	1	1	15	No
15.1001		1	Men	0	2	0	0	2	0	22	0	2	28	

CIPCODE	Award Level	Major	Gender	Non Resident Alien	Hispanic / Latino	American Indian or Alaska Native	Asian	Black or African American	Native Hawaiian or Other Pacific Islander	White	Two or more Races	Race/ ethnicity unknown	Total	distance education program
Construction Engineering Technology/Technician	5 - Bachelor's degree		Women	0	0	1	0	0	0	1	0	0	2	
			Total	0	2	1	0	2	0	23	0	2	30	No
15.1201 Computer Engineering Technology/Technician	5 - Bachelor's degree	1	Men	0	0	0	0	0	0	0	0	0	0	
			Women	0	0	0	0	0	0	0	0	0	0	0
15.1301 Drafting and Design Technology/Technician, General	5 - Bachelor's degree	1	Total	0	0	0	0	0	0	0	0	0	0	
			Men	0	0	0	0	0	0	10	0	0	10	
16.0905 Spanish Language and Literature	5 - Bachelor's degree	1	Women	0	0	0	0	0	0	0	1	0	1	
			Total	0	7	0	0	1	0	2	0	1	11	No
16.0905 Spanish Language and Literature	7 - Master's degree	1	Men	0	2	0	0	0	0	0	0	0	2	
			Women	2	3	0	0	0	0	0	0	0	5	
16.0905 Spanish Language and Literature	5 - Bachelor's degree	2	Total	2	5	0	0	0	0	0	0	0	7	No
			Men	0	0	0	0	0	0	0	0	0	0	0
19.0101 Family and Consumer Sciences/Human Sciences, General	5 - Bachelor's degree	1	Women	0	2	0	0	0	0	1	0	1	4	
			Total	0	2	0	0	0	0	1	0	1	4	No
19.0101 Family and Consumer Sciences/Human Sciences, General	7 - Master's degree	1	Men	0	0	0	0	0	0	0	1	0	1	
			Women	0	3	1	0	0	0	11	0	0	15	
19.0101 Family and Consumer Sciences/Human Sciences, General	5 - Bachelor's degree	2	Total	0	3	1	0	0	0	11	1	0	16	No
			Men	0	0	0	0	0	0	0	0	0	0	0
19.0501 Foods, Nutrition, and Wellness Studies, General	5 - Bachelor's degree	1	Women	0	0	0	0	0	0	0	0	0	0	
			Total	0	0	0	0	0	0	0	0	0	0	0
19.0505 Foodservice Systems Administration/Management	5 - Bachelor's degree	1	Men	0	0	0	0	2	0	1	0	0	3	
			Women	0	2	0	0	2	0	10	0	0	14	
23.0101 English Language and Literature, General	5 - Bachelor's degree	1	Total	0	2	0	0	4	0	11	0	0	17	No
			Men	0	0	0	0	1	0	2	0	0	3	
23.0101 English Language and Literature, General	7 - Master's degree	1	Women	0	1	0	0	1	0	2	0	0	4	
			Total	0	1	0	0	2	0	3	0	0	5	
23.0101 English Language and Literature, General	5 - Bachelor's degree	2	Men	1	1	1	0	0	0	4	0	0	7	No
			Women	0	0	0	0	0	0	0	0	0	0	0
23.1302 Creative Writing	7 - Master's degree	1	Total	0	0	0	0	0	0	0	0	0	0	No
			Men	0	0	0	0	0	0	2	0	0	2	
			Women	0	0	0	0	0	0	0	0	0	0	
			Total	0	0	0	0	0	0	2	0	0	2	No

CIPCODE	Award Level	Major	Gender	Non Resident Alien	Hispanic / Latino	American Indian or Alaska Native	Asian	Black or African American	Native Hawaiian or Other Pacific Islander	White	Two or more Races	Race/ ethnicity unknown	Total	distance education program
Philosophy	5 - Bachelor's degree		Women	0	0	0	0	0	0	0	0	0	0	
			Total	0	0	0	0	0	0	0	0	0	0	No
40.0501 Chemistry, General	5 - Bachelor's degree	1	Men	0	0	0	0	0	0	5	0	1	6	
			Women	0	2	0	0	0	0	5	1	0	8	
			Total	0	2	0	0	0	0	10	1	1	14	No
40.0501 Chemistry, General	7 - Master's degree	1	Men	4	0	0	0	0	0	2	0	0	6	
			Women	4	0	0	1	0	0	1	0	0	6	
			Total	8	0	0	1	0	0	3	0	0	12	No
40.0501 Chemistry, General	5 - Bachelor's degree	2	Men	0	0	0	0	0	0	0	0	0	0	
			Women	0	0	0	0	0	0	0	0	0	0	
			Total	0	0	0	0	0	0	0	0	0	0	No
40.0510 Forensic Chemistry	5 - Bachelor's degree	1	Men	0	0	0	1	0	0	3	0	0	4	
			Women	0	5	0	0	3	0	8	0	0	16	
			Total	0	5	0	1	3	0	11	0	0	20	No
40.0601 Geology/Earth Science, General	5 - Bachelor's degree	1	Men	1	2	0	0	0	0	15	0	0	18	
			Women	0	1	0	0	0	0	5	0	0	6	
			Total	1	3	0	0	0	0	20	0	0	24	No
40.0601 Geology/Earth Science, General	5 - Bachelor's degree	2	Men	0	0	0	0	0	0	0	0	0	0	
			Women	0	0	0	0	0	0	0	0	0	0	
			Total	0	0	0	0	0	0	0	0	0	0	No
40.0801 Physics, General	5 - Bachelor's degree	1	Men	0	2	0	0	1	0	3	0	0	6	
			Women	0	0	0	0	0	0	1	0	0	1	
			Total	0	2	0	0	1	0	4	0	0	7	No
42.0101 Psychology, General	5 - Bachelor's degree	1	Men	0	8	0	1	7	0	12	2	1	31	
			Women	2	29	0	0	37	0	88	4	1	161	
			Total	2	37	0	1	44	0	100	6	2	192	Yes
42.0101 Psychology, General	7 - Master's degree	1	Men	0	0	0	0	0	0	0	0	0	0	
			Women	0	0	0	0	0	0	0	0	0	0	
			Total	0	0	0	0	0	0	0	0	0	0	No
42.0101 Psychology, General	5 - Bachelor's degree	2	Men	0	1	0	0	1	0	1	0	0	3	
			Women	0	2	0	0	0	0	5	1	0	8	
			Total	0	3	0	0	1	0	6	1	0	11	Yes
42.2801 Clinical Psychology	7 - Master's degree	1	Men	1	1	1	0	0	0	4	0	0	7	
			Women	2	2	0	0	0	0	21	0	0	25	
			Total	3	3	1	0	0	0	25	0	0	32	No
42.2801 Clinical Psychology	17 - Doctor's degree - research / scholarship	1	Men	0	0	0	0	0	0	0	0	1	1	
			Women	0	0	0	0	0	0	4	0	0	4	
			Total	0	0	0	0	0	0	4	0	1	5	No
42.2803 Counseling Psychology	7 - Master's degree	1	Men	0	1	0	0	2	0	5	0	1	9	
			Women	1	9	1	0	5	0	24	0	3	43	
			Total	1	10	1	0	7	0	29	0	4	52	No
42.2805 School Psychology	7 - Master's degree	1	Men	0	0	0	0	1	0	0	0	0	1	
			Women	0	0	0	0	0	0	5	0	0	5	
			Total	0	0	0	0	1	0	5	0	0	6	No
43.0103		1	Men	0	0	1	0	0	0	3	0	0	4	
			Women	0	1	0	0	1	0	1	0	0	3	

CIPCODE	Award Level	Major	Gender	Non Resident Alien	Hispanic / Latino	American Indian or Alaska Native	Asian	Black or African American	Native Hawaiian or Other Pacific Islander	White	Two or more Races	Race/ ethnicity unknown	Total	distance education program
Criminal Justice/Law Enforcement Administration	6 - Postbaccalaureate certificates		Total	0	1	1	0	1	0	4	0	0	7	No
43.0103 Criminal Justice/Law Enforcement Administration	7 - Master's degree	1	Men	0	5	0	0	6	0	25	1	1	38	
			Women	0	4	0	0	2	0	7	0	0	13	
			Total	0	9	0	0	8	0	32	1	1	51	Yes
43.0104 Criminal Justice/Safety Studies	5 - Bachelor's degree	1	Men	1	76	0	8	36	1	176	10	4	312	
			Women	0	120	0	4	57	2	163	16	4	366	
			Total	1	196	0	12	93	3	339	26	8	678	Yes
43.0104 Criminal Justice/Safety Studies	7 - Master's degree	1	Men	0	1	1	0	2	0	3	0	0	7	
			Women	1	1	0	0	2	0	4	0	0	8	
			Total	1	2	1	0	4	0	7	0	0	15	Yes
43.0104 Criminal Justice/Safety Studies	17 - Doctor's degree - research / scholarship	1	Men	2	0	0	0	0	0	1	0	0	3	
			Women	1	0	0	0	0	0	1	0	0	2	
			Total	3	0	0	0	0	0	2	0	0	5	No
43.0104 Criminal Justice/Safety Studies	5 - Bachelor's degree	2	Men	0	1	0	0	2	0	1	0	0	4	
			Women	0	3	0	0	1	0	4	0	1	9	
			Total	0	4	0	0	3	0	5	0	1	13	Yes
43.0106 Forensic Science and Technology	7 - Master's degree	1	Men	0	0	0	0	0	0	0	0	0	0	
			Women	1	1	0	0	3	0	7	0	0	12	
			Total	1	1	0	0	3	0	7	0	0	12	No
43.0199 Corrections and Criminal Justice, Other	5 - Bachelor's degree	1	Men	1	0	0	0	1	0	3	0	0	5	
			Women	0	14	1	0	10	0	20	2	0	47	
			Total	1	14	1	0	11	0	23	2	0	52	No
43.0199 Corrections and Criminal Justice, Other	7 - Master's degree	1	Men	0	0	0	0	0	0	0	0	0	0	
			Women	0	2	0	0	1	0	6	1	1	11	
			Total	0	2	0	0	1	0	6	1	1	11	Yes
43.0199 Corrections and Criminal Justice, Other	5 - Bachelor's degree	2	Men	0	0	0	0	0	0	0	0	0	0	
			Women	0	1	0	0	0	0	0	0	0	1	
			Total	0	1	0	0	0	0	0	0	0	1	No
43.0301 Homeland Security	7 - Master's degree	1	Men	0	1	0	1	0	0	8	0	0	10	
			Women	0	0	0	0	0	0	3	0	0	3	
			Total	0	1	0	1	0	0	11	0	0	13	Yes
43.0302 Crisis/Emergency/Disaster Management	6 - Postbaccalaureate certificates	1	Men	0	0	0	1	0	0	3	0	0	4	
			Women	0	0	0	0	0	0	1	0	0	1	
			Total	0	0	0	1	0	0	4	0	0	5	No
43.0303 Critical Infrastructure Protection	6 - Postbaccalaureate certificates	1	Men	0	0	0	0	0	0	3	0	0	3	
			Women	0	0	0	0	0	0	2	0	0	2	
			Total	0	0	0	0	0	0	5	0	0	5	No
44.0401 Public Administration	7 - Master's degree	1	Men	0	1	0	0	0	0	6	1	0	8	
			Women	0	0	0	0	2	0	6	1	0	9	
			Total	0	1	0	0	2	0	12	2	0	17	Yes
45.0701 Geography	5 - Bachelor's degree	1	Men	0	0	0	0	1	0	12	0	0	13	
			Women	0	0	0	0	1	0	7	1	1	10	
			Total	0	0	0	0	2	0	19	1	1	23	No
45.0701		1	Men	0	0	0	0	1	0	2	0	0	3	

CIPCODE	Award Level	Major	Gender	Non Resident Alien	Hispanic / Latino	American Indian or Alaska Native	Asian	Black or African American	Native Hawaiian or Other Pacific Islander	White	Two or more Races	Race/ ethnicity unknown	Total	distance education program
Geography	6 - Postbaccalaureate certificates		Women	0	0	0	0	0	0	2	0	0	2	
			Total	0	0	0	0	1	0	4	0	0	5	No
45.0701 Geography	7 - Master's degree	1	Men	3	0	0	0	1	0	5	0	0	9	
			Women	0	0	0	0	0	0	2	0	0	2	
			Total	3	0	0	0	1	0	7	0	0	11	No
45.0701 Geography	5 - Bachelor's degree	2	Men	0	0	0	0	0	0	0	0	0	0	
			Women	0	0	0	0	0	0	0	0	0	0	
			Total	0	0	0	0	0	0	0	0	0	0	No
45.1001 Political Science and Government, General	5 - Bachelor's degree	1	Men	0	2	1	0	5	0	10	1	1	20	
			Women	0	6	0	0	7	0	14	1	0	28	
			Total	0	8	1	0	12	0	24	2	1	48	No
45.1001 Political Science and Government, General	7 - Master's degree	1	Men	0	0	0	1	1	0	1	0	0	3	
			Women	0	0	0	0	0	0	0	0	0	0	
			Total	0	0	0	1	1	0	1	0	0	3	No
45.1001 Political Science and Government, General	5 - Bachelor's degree	2	Men	0	3	0	0	0	0	1	0	0	4	
			Women	0	0	0	0	1	0	0	0	1	2	
			Total	0	3	0	0	1	0	1	0	1	6	No
45.1101 Sociology	5 - Bachelor's degree	1	Men	0	1	0	0	3	0	5	0	0	9	
			Women	0	6	0	0	8	0	9	1	1	25	
			Total	0	7	0	0	11	0	14	1	1	34	Yes
45.1101 Sociology	7 - Master's degree	1	Men	0	0	0	0	1	0	2	0	0	3	
			Women	0	1	0	0	0	0	5	0	0	6	
			Total	0	1	0	0	1	0	7	0	0	9	Yes
45.1101 Sociology	5 - Bachelor's degree	2	Men	0	0	0	0	0	0	1	0	0	1	
			Women	0	1	0	0	1	0	0	0	0	2	
			Total	0	1	0	0	1	0	1	0	0	3	Yes
50.0301 Dance, General	5 - Bachelor's degree	1	Men	0	0	0	0	0	0	0	0	0	0	
			Women	0	3	0	0	3	0	11	0	0	17	
			Total	0	3	0	0	3	0	11	0	0	17	No
50.0301 Dance, General	7 - Master's degree	1	Men	0	0	0	0	0	0	1	0	0	1	
			Women	0	1	0	0	0	0	4	0	0	5	
			Total	0	1	0	0	0	0	5	0	0	6	No
50.0301 Dance, General	5 - Bachelor's degree	2	Men	0	0	0	0	0	0	0	0	0	0	
			Women	0	0	0	0	0	0	0	0	0	0	
			Total	0	0	0	0	0	0	0	0	0	0	No
50.0402 Commercial and Advertising Art	5 - Bachelor's degree	1	Men	0	1	0	0	0	0	0	0	0	1	
			Women	1	3	0	0	3	0	7	0	1	15	
			Total	1	4	0	0	3	0	7	0	1	16	No
50.0501 Drama and Dramatics/Theatre Arts, General	5 - Bachelor's degree	1	Men	0	0	0	0	2	0	6	1	1	10	
			Women	0	1	0	0	6	0	16	2	0	25	
			Total	0	1	0	0	8	0	22	3	1	35	No
50.0509 Musical Theatre	5 - Bachelor's degree	1	Men	1	1	0	0	1	0	4	1	1	9	
			Women	0	0	0	0	1	0	3	0	0	4	
			Total	1	1	0	0	2	0	7	1	1	13	No
50.0605		1	Men	0	1	0	0	0	0	2	0	0	3	

CIPCODE	Award Level	Major	Gender	Non Resident Alien	Hispanic / Latino	American Indian or Alaska Native	Asian	Black or African American	Native Hawaiian or Other Pacific Islander	White	Two or more Races	Race/ ethnicity unknown	Total	distance education program
Photography	5 - Bachelor's degree		Women	0	4	1	0	0	0	1	0	0	6	
			Total	0	5	1	0	0	0	3	0	0	9	No
50.0702 Fine/Studio Arts, General	5 - Bachelor's degree	1	Men	0	0	0	0	0	0	3	0	0	3	
			Women	1	1	0	1	4	0	11	0	0	18	
			Total	1	1	0	1	4	0	14	0	0	21	No
50.0702 Fine/Studio Arts, General	5 - Bachelor's degree	2	Men	0	0	0	0	0	0	0	0	0	0	
			Women	0	0	0	0	0	0	0	0	0	0	
			Total	0	0	0	0	0	0	0	0	0	0	No
50.0901 Music, General	5 - Bachelor's degree	1	Men	0	7	1	0	1	0	18	0	4	31	
			Women	0	6	1	0	0	0	17	1	0	25	
			Total	0	13	2	0	1	0	35	1	4	56	No
50.0901 Music, General	7 - Master's degree	1	Men	1	3	0	0	0	0	5	0	0	9	
			Women	0	0	0	1	0	0	1	0	1	3	
			Total	1	3	0	1	0	0	6	0	1	12	No
50.0901 Music, General	5 - Bachelor's degree	2	Men	0	0	0	0	0	0	0	0	0	0	
			Women	0	0	0	0	0	0	1	0	0	1	
			Total	0	0	0	0	0	0	1	0	0	1	No
50.0906 Conducting	7 - Master's degree	1	Men	0	2	0	0	0	0	43	1	5	51	
			Women	0	2	0	0	0	0	12	1	0	15	
			Total	0	4	0	0	0	0	55	2	5	66	Yes
51.0000 Health Services/Allied Health/Health Sciences, General	5 - Bachelor's degree	1	Men	0	0	0	0	0	0	0	0	0	0	
			Women	0	1	0	1	1	0	1	0	0	4	
			Total	0	1	0	1	1	0	1	0	0	4	No
51.0001 Health and Wellness, General	5 - Bachelor's degree	1	Men	0	0	0	0	2	0	1	0	0	3	
			Women	0	8	0	1	9	0	25	1	0	44	
			Total	0	8	0	1	11	0	26	1	0	47	No
51.0701 Health/Health Care Administration/Management	5 - Bachelor's degree	1	Men	0	0	0	0	0	0	1	0	0	1	
			Women	0	0	0	0	2	0	1	0	0	3	
			Total	0	0	0	0	2	0	2	0	0	4	No
51.2201 Public Health, General	5 - Bachelor's degree	1	Men	0	0	0	0	0	0	0	0	0	0	
			Women	0	1	0	1	10	0	5	0	1	18	
			Total	0	1	0	1	10	0	5	0	1	18	No
51.2305 Music Therapy/Therapist	5 - Bachelor's degree	1	Men	0	0	0	0	0	0	3	0	0	3	
			Women	0	2	0	0	0	0	4	0	0	6	
			Total	0	2	0	0	0	0	7	0	0	9	No
51.3101 Dietetics/Dietitian	7 - Master's degree	1	Men	0	0	0	0	0	0	1	0	0	1	
			Women	0	0	0	1	0	0	7	1	0	9	
			Total	0	0	0	1	0	0	8	1	0	10	No
51.3801 Registered Nursing/Registered Nurse	5 - Bachelor's degree	1	Men	0	1	0	3	1	0	8	0	0	13	
			Women	1	4	0	0	7	0	37	2	2	53	
			Total	1	5	0	3	8	0	45	2	2	66	No
52.0101 Business/Commerce, General	5 - Bachelor's degree	1	Men	3	19	1	2	13	0	98	1	0	137	
			Women	2	25	0	2	15	0	89	4	3	140	
			Total	5	44	1	4	28	0	187	5	3	277	Yes
52.0201	5 - Bachelor's degree	1	Men	0	9	0	0	8	0	31	0	0	48	
			Women	1	3	0	0	3	0	18	0	0	25	

CIPCODE	Award Level	Major	Gender	Non Resident Alien	Hispanic / Latino	American Indian or Alaska Native	Asian	Black or African American	Native Hawaiian or Other Pacific Islander	White	Two or more Races	Race/ ethnicity unknown	Total	distance education program
Business Administration and Management, General			Total	1	12	0	0	11	0	49	0	0	73	No
52.0201 Business Administration and Management, General	7 - Master's degree	1	Men	0	4	0	2	5	1	36	2	3	53	
	Women		0	5	0	1	6	0	33	1	2	48		
	Total		0	9	0	3	11	1	69	3	5	101	Yes	
52.0201 Business Administration and Management, General	5 - Bachelor's degree	2	Men	0	0	0	0	0	0	0	0	0	0	
	Women		0	0	0	0	0	0	1	0	0	1		
	Total		0	0	0	0	0	0	1	0	0	1	No	
52.0211 Project Management	7 - Master's degree	1	Men	0	0	0	0	0	0	1	0	0	1	
	Women		0	0	0	0	0	0	1	0	0	1		
	Total		0	0	0	0	0	0	2	0	0	2	Yes	
52.0301 Accounting	5 - Bachelor's degree	1	Men	2	13	0	1	5	0	33	2	0	56	
	Women		0	16	0	2	6	0	54	4	2	84		
	Total		2	29	0	3	11	0	87	6	2	140	No	
52.0301 Accounting	7 - Master's degree	1	Men	1	2	0	0	3	0	5	0	1	12	
	Women		2	0	0	0	2	0	5	0	0	9		
	Total		3	2	0	0	5	0	10	0	1	21	No	
52.0301 Accounting	5 - Bachelor's degree	2	Men	0	0	0	0	0	0	0	0	0	0	
	Women		0	1	0	0	0	0	0	0	0	1		
	Total		0	1	0	0	0	0	0	0	0	1	No	
52.0601 Business/Managerial Economics	5 - Bachelor's degree	1	Men	0	3	0	0	0	0	9	0	0	12	
	Women		1	1	0	0	0	0	4	0	0	6		
	Total		1	4	0	0	0	0	13	0	0	18	No	
52.0601 Business/Managerial Economics	5 - Bachelor's degree	2	Men	0	0	0	0	0	0	2	0	0	2	
	Women		0	1	0	0	0	0	3	0	0	4		
	Total		0	1	0	0	0	0	5	0	0	6	No	
52.0701 Entrepreneurship/Entrepreneurial Studies	5 - Bachelor's degree	1	Men	0	3	0	0	0	0	2	1	0	6	
	Women		0	0	0	0	0	0	2	0	1	3		
	Total		0	3	0	0	0	0	4	1	1	9	No	
52.0701 Entrepreneurship/Entrepreneurial Studies	5 - Bachelor's degree	2	Men	0	1	0	0	1	0	0	0	0	2	
	Women		0	0	0	0	0	0	0	0	0	0		
	Total		0	1	0	0	1	0	0	0	0	2	No	
52.0801 Finance, General	5 - Bachelor's degree	1	Men	2	5	0	0	4	0	22	3	2	38	
	Women		2	5	0	2	1	0	13	0	1	24		
	Total		4	10	0	2	5	0	35	3	3	62	No	
52.0801 Finance, General	5 - Bachelor's degree	2	Men	0	2	0	0	1	0	2	0	0	5	
	Women		0	5	0	1	0	0	3	0	0	9		
	Total		0	7	0	1	1	0	5	0	0	14	No	
52.0803 Banking and Financial Support Services	5 - Bachelor's degree	1	Men	0	4	0	0	2	0	3	0	0	9	
	Women		0	5	1	1	3	0	4	0	0	14		
	Total		0	9	1	1	5	0	7	0	0	23	No	
52.0803 Banking and Financial Support Services	5 - Bachelor's degree	2	Men	0	0	0	0	1	0	6	2	1	10	
	Women		1	2	0	1	0	0	2	0	1	7		
	Total		1	2	0	1	1	0	8	2	2	17	No	
52.1001	5 - Bachelor's degree	1	Men	0	0	0	0	4	0	2	0	0	6	
	Women		1	7	0	0	5	0	19	0	0	32		

Completions: total by first major

99.0000 Summary Grand Totals	Award Level	Nonresident alien	Hispanic Latino	American Indian or Alaska Native	Asian	Black or African American	Native Hawaiian or Other Pacific Islander	White	Two or more Races	Race/ethnicity unknown	Total	PY Total
Bachelor's degree	5											
Men		18	221	5	22	162	1	808	34	30	1301	1356
Women		21	430	8	26	312	2	1272	58	40	2169	2082
Total		39	651	13	48	474	3	2080	92	70	3470	3438
Postbaccalaureate certificates	6											
Men		0	0	1	2	5	0	17	0	1	26	0
Women		0	12	0	1	10	0	23	1	1	48	0
Total		0	12	1	3	15	0	40	1	2	74	0
Master's degree	7											
Men		29	38	3	10	40	1	218	5	13	357	379
Women		26	90	2	7	59	0	362	13	9	568	557
Total		55	128	5	17	99	1	580	18	22	925	936
Doctor's degree - research / scholarship	17											
Men		2	0	0	0	1	0	5	1	1	10	11
Women		3	8	0	0	8	0	22	0	3	44	47
Total		5	8	0	0	9	0	27	1	4	54	58

Grand Total Men		49	259	9	34	208	2	1048	40	45	1694	1746
Grand Total Women		50	540	10	34	389	2	1679	72	53	2829	2686
Grand Total		99	799	19	68	597	4	2727	112	98	4523	4432

PY Grand Total Men		71	266	4	22	207	2	1094	35	45		1746
PY Grand Total Women		51	452	10	27	396	5	1636	55	54		2686
PY Grand Total		122	718	14	49	603	7	2730	90	99		4432

Completions: total by second major

All Completers

Institutions must report the following information. (Some data will be pre-populated from the completions by CIP code data.)

All Completers

Number of students by gender and race and ethnicity earning an award between July 1, 2015 and June 30, 2016. Count each student only once, regardless of how many awards he/she earned. The intent of this screen is to collect an unduplicated count of total numbers of *completers*.

- Report Hispanic/Latino individuals of any race as Hispanic/Latino
- Report race for non-Hispanic/Latino individuals only

	Men		Women		Total Students
	Number of Students	Total Awards	Number of Students	Total Awards	
<u>Nonresident alien</u>	49	49	50	50	99
<u>Hispanic/Latino</u>	259	259	528	540	787
<u>American Indian or Alaska Native</u>	8	9	10	10	18
<u>Asian</u>	33	34	33	34	66
<u>Black or African American</u>	206	208	383	389	589
<u>Native Hawaiian or Other Pacific Islander</u>	2	2	2	2	4
<u>White</u>	1,036	1,048	1,662	1,679	2,698
<u>Two or more races</u>	40	40	72	72	112
<u>Race and ethnicity unknown</u>	45	45	52	53	97
TOTAL	1,678	1,694	2,792	2,829	4,470
PY TOTAL	1,746		2,685		4,431

Completers by Level

Institutions must report the following information. This screen will be shown for each of the following award categories for which completions have been reported:

- Less than 1-year certificates
- At least 1 but less than 4-year certificates
- Associate's degrees
- Bachelor's degrees
- Master's degrees
- Doctor's degrees
- Postbaccalaureate and post-master's certificates

Bachelor's degrees

Number of students by gender, by race and ethnicity, and by age earning this award between July 1, 2015 and June 30, 2016. Each student should be counted once per award level. For example, if a student earned a master's degree and a doctor's degree, he/she should be counted once in master's and once in doctor's. A student earning two master's degrees should be counted only once.


- Report Hispanic/Latino individuals of any race as Hispanic/Latino
- Report race for non-Hispanic/Latino individuals only

	Number of Students	Total Awards
By Gender		
Men	1,301	1,301
Women	2,167	2,169
TOTAL	3,468	3,470
PY TOTAL	3,438	

By Race/Ethnicity

<u>Nonresident alien</u>	39	39
<u>Hispanic/Latino</u>	650	651
<u>American Indian or Alaska Native</u>	13	13
<u>Asian</u>	48	48
<u>Black or African American</u>	474	474
<u>Native Hawaiian or Other Pacific Islander</u>	3	3

<u>White</u>	<input type="text" value="2,079"/>	2,080
Two or more races	<input type="text" value="92"/>	92
<u>Race and ethnicity unknown</u>	<input type="text" value="70"/>	70
TOTAL	3,468	3,470



By Age

Under 18	<input type="text" value="0"/>	
18-24	<input type="text" value="2,471"/>	
25-39	<input type="text" value="888"/>	
40 and Above	<input type="text" value="109"/>	
Age Unknown	<input type="text" value="0"/>	
TOTAL	3,468	3,470

Completers by Level

Institutions must report the following information. This screen will be shown for each of the following award categories for which completions have been reported:

- Less than 1-year certificates
- At least 1 but less than 4-year certificates
- Associate's degrees
- Bachelor's degrees
- Master's degrees
- Doctor's degrees
- Postbaccalaureate and post-master's certificates

Master's degrees

Number of students by gender, by race and ethnicity, and by age earning this award between July 1, 2015 and June 30, 2016. Each student should be counted once per award level. For example, if a student earned a master's degree and a doctor's degree, he/she should be counted once in master's and once in doctor's. A student earning two master's degrees should be counted only once.


- Report Hispanic/Latino individuals of any race as Hispanic/Latino
- Report race for non-Hispanic/Latino individuals only


	Number of Students	Total Awards
By Gender		
Men	<input type="text" value="357"/>	357
Women	<input type="text" value="568"/>	568
TOTAL	925	925
PY TOTAL	936	

By Race/Ethnicity

<u>Nonresident alien</u>	<input type="text" value="55"/>	55
<u>Hispanic/Latino</u>	<input type="text" value="128"/>	128
<u>American Indian or Alaska Native</u>	<input type="text" value="5"/>	5
<u>Asian</u>	<input type="text" value="17"/>	17
<u>Black or African American</u>	<input type="text" value="99"/>	99
<u>Native Hawaiian or Other Pacific Islander</u>	<input type="text" value="1"/>	1

<u>White</u>	<input type="text" value="580"/>	580
Two or more races	<input type="text" value="18"/>	18
<u>Race and ethnicity unknown</u>	<input type="text" value="22"/>	22
TOTAL	925	925



 **By Age**

Under 18	<input type="text" value="0"/>	
18-24	<input type="text" value="137"/>	
25-39	<input type="text" value="601"/>	
40 and Above	<input type="text" value="187"/>	
Age Unknown	<input type="text" value="0"/>	
TOTAL	925	925

Completers by Level

Institutions must report the following information. This screen will be shown for each of the following award categories for which completions have been reported:

- Less than 1-year certificates
- At least 1 but less than 4-year certificates
- Associate's degrees
- Bachelor's degrees
- Master's degrees
- Doctor's degrees
- Postbaccalaureate and post-master's certificates

Doctor's degrees

Number of students by gender, by race and ethnicity, and by age earning this award between July 1, 2015 and June 30, 2016. Each student should be counted once per award level. For example, if a student earned a master's degree and a doctor's degree, he/she should be counted once in master's and once in doctor's. A student earning two master's degrees should be counted only once.

- Report Hispanic/Latino individuals of any race as Hispanic/Latino
- Report race for non-Hispanic/Latino individuals only


	Number of Students	Total Awards
By Gender		
Men	<input type="text" value="10"/>	10
Women	<input type="text" value="44"/>	44
TOTAL	54	54
PY TOTAL	58	

By Race/Ethnicity

<u>Nonresident alien</u>	<input type="text" value="5"/>	5
<u>Hispanic/Latino</u>	<input type="text" value="8"/>	8
<u>American Indian or Alaska Native</u>	<input type="text" value="0"/>	0
<u>Asian</u>	<input type="text" value="0"/>	0
<u>Black or African American</u>	<input type="text" value="9"/>	9
<u>Native Hawaiian or Other Pacific Islander</u>	<input type="text" value="0"/>	0

<u>White</u>	<input type="text" value="27"/>	27
Two or more races	<input type="text" value="1"/>	1
<u>Race and ethnicity unknown</u>	<input type="text" value="4"/>	4
TOTAL	54	54



 **By Age**

Under 18	<input type="text" value="0"/>	
18-24	<input type="text" value="0"/>	
25-39	<input type="text" value="26"/>	
40 and Above	<input type="text" value="28"/>	
Age Unknown	<input type="text" value="0"/>	
TOTAL	54	54

Completers by Level

Institutions must report the following information. This screen will be shown for each of the following award categories for which completions have been reported:

- Less than 1-year certificates
- At least 1 but less than 4-year certificates
- Associate's degrees
- Bachelor's degrees
- Master's degrees
- Doctor's degrees
- Postbaccalaureate and post-master's certificates

Postbaccalaureate and post-master's certificates

Number of students by gender, by race and ethnicity, and by age earning this award between July 1, 2015 and June 30, 2016. Each student should be counted once per award level. For example, if a student earned a master's degree and a doctor's degree, he/she should be counted once in master's and once in doctor's. A student earning two master's degrees should be counted only once.


- Report Hispanic/Latino individuals of any race as Hispanic/Latino
- Report race for non-Hispanic/Latino individuals only


	Number of Students	Total Awards
By Gender		
Men	<input type="text" value="25"/>	26
Women	<input type="text" value="47"/>	48
TOTAL	72	74
PY TOTAL		

By Race/Ethnicity

<u>Nonresident alien</u>	<input type="text" value="0"/>	0
<u>Hispanic/Latino</u>	<input type="text" value="12"/>	12
<u>American Indian or Alaska Native</u>	<input type="text" value="1"/>	1
<u>Asian</u>	<input type="text" value="3"/>	3
<u>Black or African American</u>	<input type="text" value="15"/>	15
<u>Native Hawaiian or Other Pacific Islander</u>	<input type="text" value="0"/>	0

<u>White</u>	<input type="text" value="38"/>	40
Two or more races	<input type="text" value="1"/>	1
<u>Race and ethnicity unknown</u>	<input type="text" value="2"/>	2
TOTAL	72	74



 **By Age**

Under 18	<input type="text" value="0"/>	
18-24	<input type="text" value="8"/>	
25-39	<input type="text" value="38"/>	
40 and Above	<input type="text" value="26"/>	
Age Unknown	<input type="text" value="0"/>	
TOTAL	72	74

Summary

IPEDS collects important information regarding your institution. All data reported in IPEDS survey components become available in the IPEDS Data Center and appear as aggregated data in various Department of Education reports. Additionally, some of the reported data appears specifically for your institution through the College Navigator website and is included in your institution's Data Feedback Report (DFR). The purpose of this summary is to provide you an opportunity to view some of the data that, when accepted through the IPEDS quality control process, will appear on the College Navigator website and/or your DFR. College Navigator is updated approximately three months after the data collection period closes and Data Feedback Reports will be available through the [Data Center](#) and sent to your institution's CEO in November 2016.

Please review your data for accuracy. If you have questions about the data displayed below after reviewing the data reported on the survey screens, please contact the IPEDS Help Desk at: 1-877-225-2568 or ipedshelp@rti.org.

Summary of Completions Data

Award Level	Number of Completions	
	1 st major	2 nd major
<u>Bachelors degree or equivalent</u>	3,470	95
<u>Postbaccalaureate certificate</u>	74	0
<u>Master's degree</u>	925	0
<u>Doctor's degree - research/scholarship</u>	54	0
Total number of degrees and certificates	4,523	

Summary of Completers Data

	Number of Students		
	Men	Women	Total
All Completers	1,678	2,792	4,470

Completions

Sam Houston State University (227881)

There are no errors for the selected survey and institution.