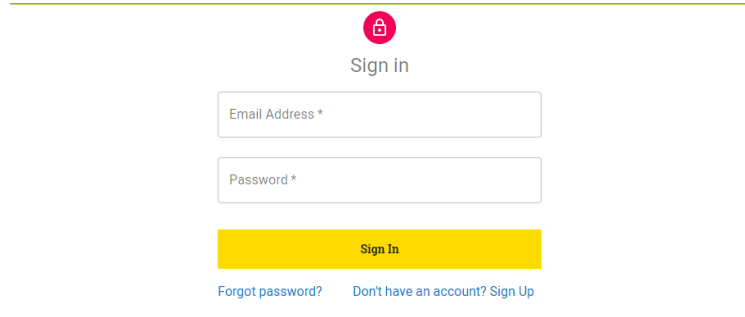


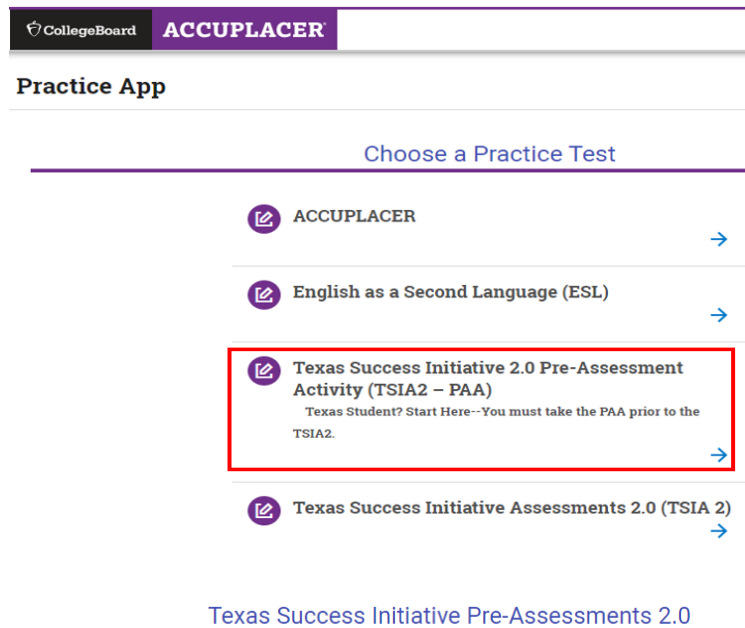
Completing the Pre-Assessment Activity

If you do not qualify for an exemption from your **Texas Success Initiative (TSI)** requirements and you have not taken the TSI Assessment previously, please follow the steps below to complete your **Pre-Assessment Activity (PAA)** through Accuplacer which will allow you to schedule an appointment to take the TSI exam.

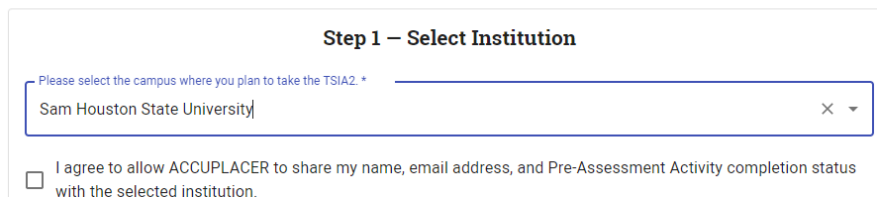
1. Visit the Accuplacer website at practice.accuplacer.org/login
2. Click on the "Sign up" link which is located below the yellow sign in button.



3. After creating your account and clicking on the "Sign in" button, from the Practice App page choose the **Texas Success Initiative 2.0 Pre-Assessment Activity Option**.



4. On Step 1 of the PAA, please make sure to **select Sam Houston State University as your institution**.



5. After completing all five steps of the Pre-Assessment Activity, you will be emailed a PAA certificate to prove you have completed all areas of the PAA. **Please be sure that you enter your email address correctly so you can obtain your PAA certificate.**
6. Once you receive your PAA certificate, please email your certificate to TSI@shsu.edu, and also include your **SAM ID number** so your student record can be updated to show you have completed your PAA. The TSI team will then email you instructions on how to schedule your TSI Assessment.