



The Bearkat BUZZ

www.shsu.edu/charter-school

Unique. Rigorous. Engaging experiences for all.

March 2023

Upcoming District Events

March 28

NW4 Begins

March 29-30

Greengate Fitnessgram (3rd-5th)

March 31

NW3 Report Cards Go Home

April 3

10am Board Meeting SHSU COE

April 4-5

Cypress Trails Fitnessgram (3rd-5th)

April 7

Holiday, NO SCHOOL

April 10

Inclement Weather Day, TBD No School

April 11-12

Brighton Fitnessgram (3rd-6th)

April 11-18

RTI End-of-Year Meetings

April 19

STAAR Reading Test
5th/6th grade Brighton
3rd-5th grade Cypress Trails

April 20

STAAR Reading Test
3rd/ 4th grade Brighton

April 21

STAAR Reading Test
3rd-5th grade Greengate

April 22

Volunteer Recognition Banquet
SHSU TWC @ 5:30

April 25

5th Grade STAAR Science Test
ALL campuses

May 1-5

Teacher Appreciation Week

May 2

STAAR Math Test
5th/6th grade Brighton

May 3

STAAR Reading Test
3rd/ 4th grade Brighton
ALL @ Cypress Trails & Greengate

District Updates

WELCOME BACK from Spring Break! Our district uniquely enjoys a two-week spring break; I hope your family enjoyed some much-needed rest and restoration. The 4th Nine Weeks flies by very quickly, we have a busy next few months. Here are some brief district updates below:

Personnel: We have welcomed Tasha Johnson and Amy Williams to the Charter School team! Ms. Johnson will serve as the 1st Grade Teacher at our Cypress Trails location for the remainder of the school year. Amy Williams is our part-time remote interventionist that will serve all four campuses.

The Superintendent Search Committee has narrowed their search down to two highly-qualified finalist candidates. Dr. Victor (College of Ed Dean) will make the recommendation for the lone finalist to be announced soon.

Vacancies for the 2023-2024 school year will be posted in April.

Assessment: Students completed NW3 benchmarks and you should have received results from your child's teacher. We are ending the TELPAS assessment window for Emergent Bilingual students, and students in grades 3-6 will begin taking STAAR tests in April. Detailed district progress reports for NW3 are included in this newsletter.

Attendance: Please be on time and present at school unless your child is ill or there is a serious family emergency. Students with more than 17 absences (whether excused or unexcused) are referred to the Grade Retention Committee.

Activities: NW4 is very busy with end-of-year events including Field Trips, Fitnessgram (for grades 3-6), Field Day, Ceremonies, and Celebrations. Be sure to mark your calendar with the events specific to your child's class and campus. Check your Classroom SeeSaw often to stay informed!

Additional Information: The SHSU Charter School is making preparations to close the Greengate campus located at 18490 Kuykendahl Rd for the 2023-2024 school year. We will accommodate students and staff through a K-5 expansion at our Spring Woods campus, located at 1711 Hwy 1960. This campus closure is contingent on approval from the School Board and Texas Education Agency. You may direct questions or concerns to Mrs. Hernandez at afh013@shsu.edu.

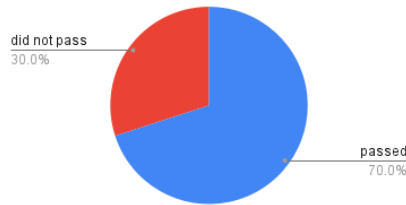
Thank you,

Mrs. Hernandez
Principal

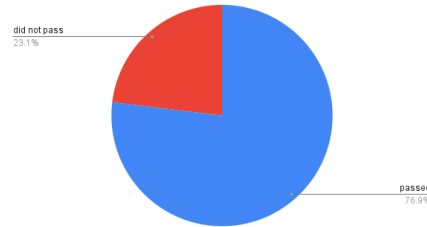
2022-2023 NW3 Benchmark Review by Campus

1st Grade Math

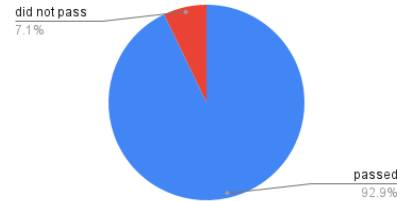
Spring Woods (10 students, avg= 76%)



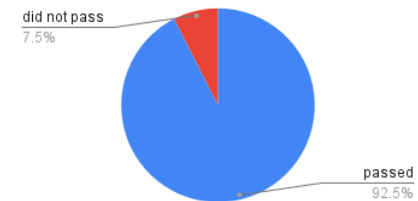
Cypress Trails (13 students, avg = 74%)



Greengate (14 students, avg= 88%)

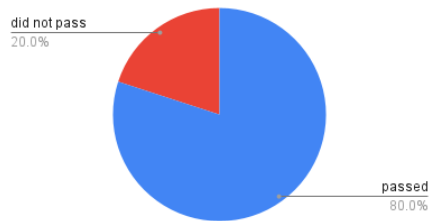


Brighton (40 students, avg= TBD)

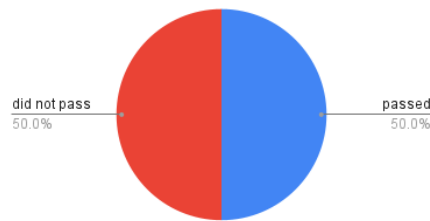


2nd Grade Math

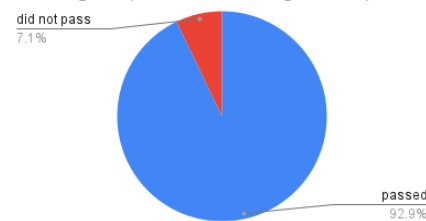
Spring Woods (10 students, avg= 81%)



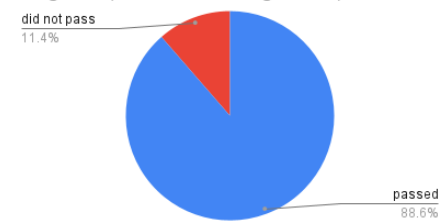
Cypress Trails (20 students, avg= 71%)



Greengate (14 students, avg = 88%)

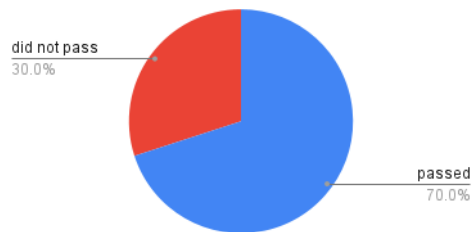


Brighton (35 students, avg= 84%)

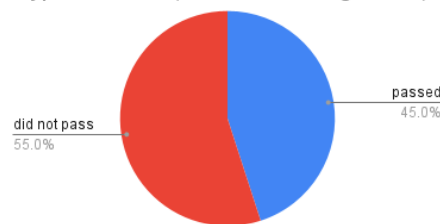


2nd Grade ELA

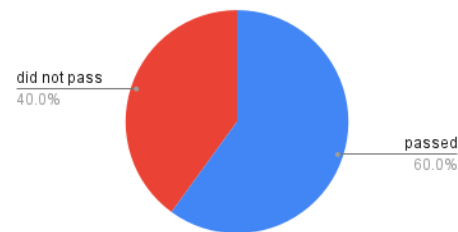
Spring Woods (10 students, avg= 84%)



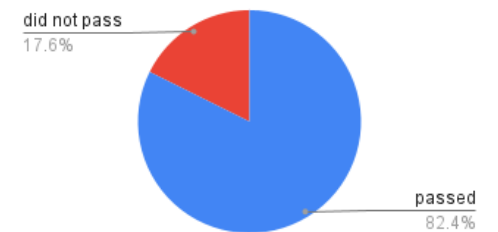
Cypress Trails (20 students, avg= 70%)



Greengate (15 students, avg= 72%)

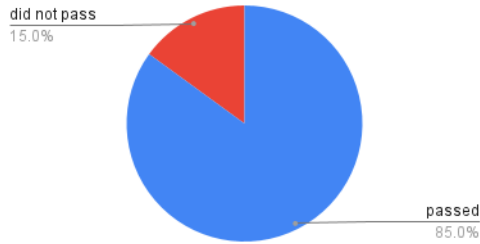


Brighton (34 students, avg= 84%)

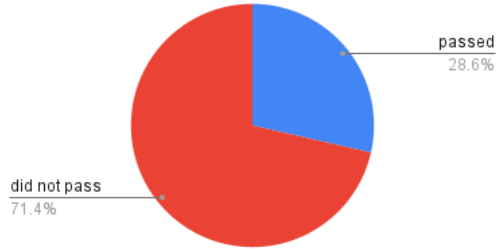


3rd Grade Math (A=50%, ME= 72%, MA= 84%)

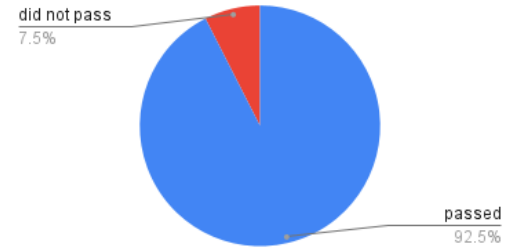
Cypress Trails (20 students, avg = 64%)



Greengate (14 students, avg= 40%)

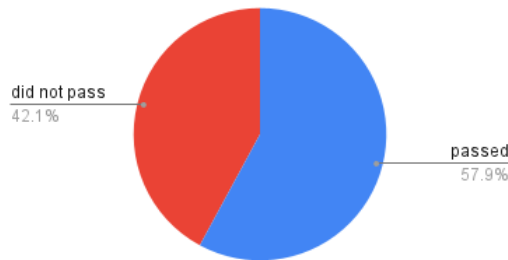


Brighton (40 students, avg= 74%)

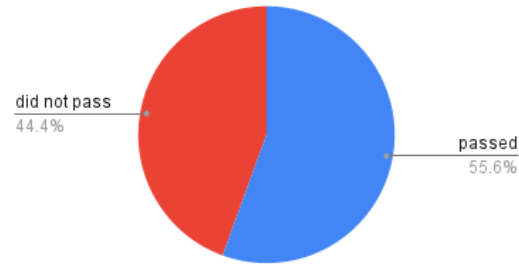


4th Grade Math (A=50%, ME= 71%, MA= 82%)

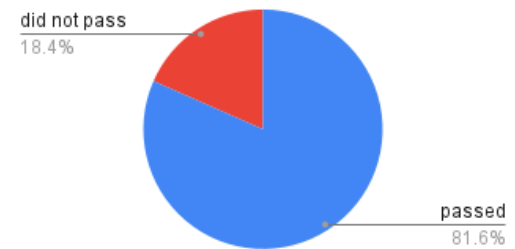
Cypress Trails (19 students, avg= 51%)



Greengate (18 students, avg= 52%)

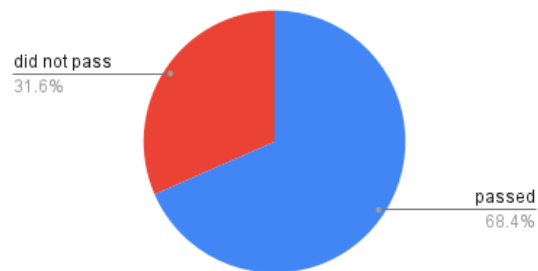


Brighton (38 students, avg= 61%)

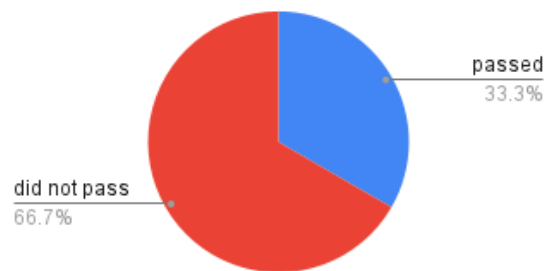


5th Grade Math (A=47%, ME= 69%, MA= 83%)

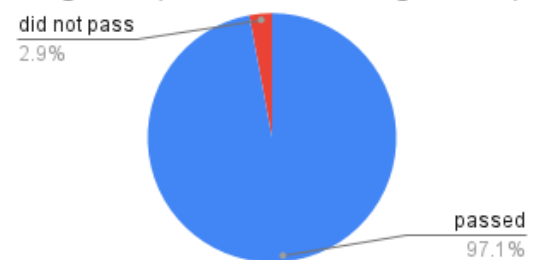
Cypress Trails (19 students, avg = 52%)



Greengate (9 students, avg= 45%)



Brighton (34 students, avg= 71%)



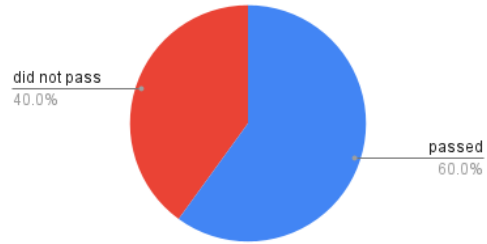
6th Grade Math (A=37%, ME= 61%, MA= 79%)

Brighton (25 students, avg= 67%)

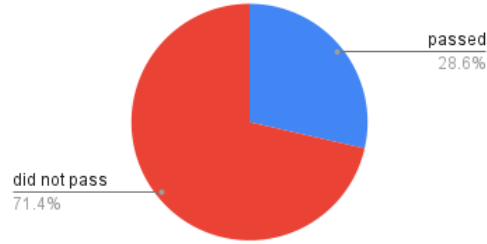


3rd Grade ELA (A=50%, ME= 74%, MA= 85%)

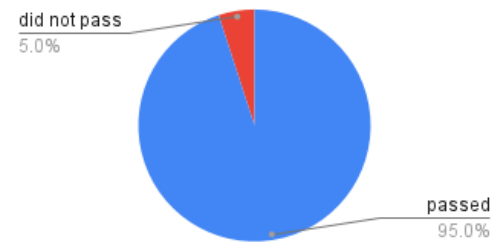
Cypress Trails (20 students, avg = 54%)



Greengate (14 students, avg= 45%)

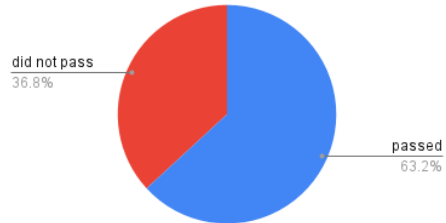


Brighton (40 students, avg= 70%)

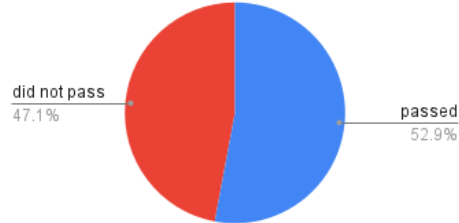


4th Grade ELA (A=56%, ME= 75%, MA= 86%)

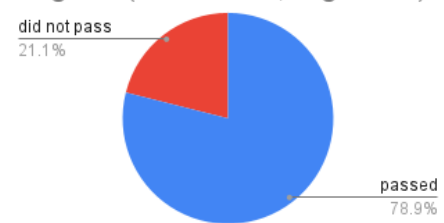
Cypress Trails (19 students, avg= 61%)



Greengate (17 students, avg= 59%)

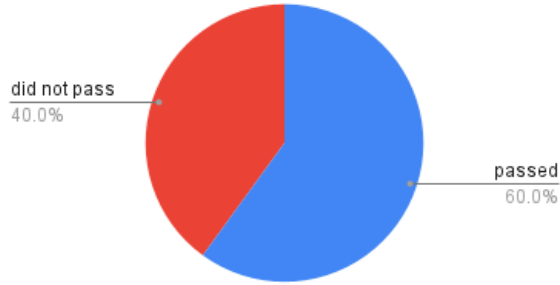


Brighton (38 students, avg= 69%)

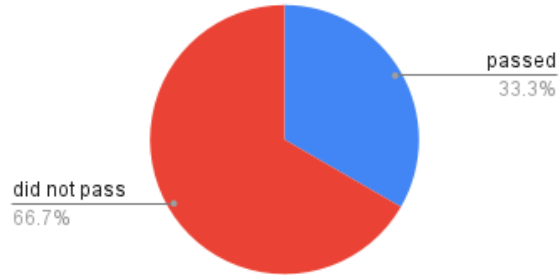


5th Grade ELA (A=55%, ME= 76%, MA= 87%)

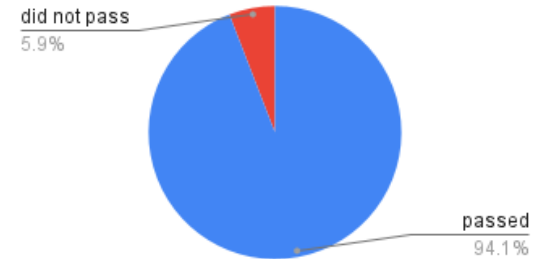
Cypress Trails (20 students, avg= 61%)



Greengate (9 students, avg= 53%)

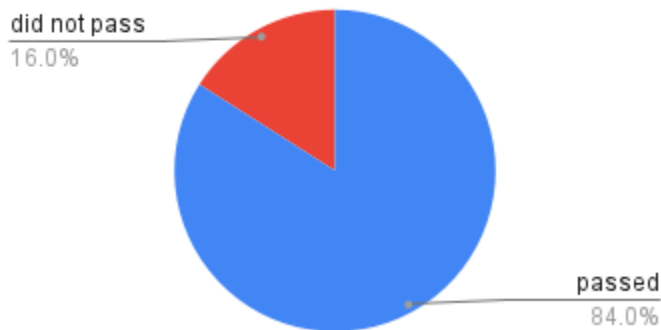


Brighton (34 students, avg= 77%)



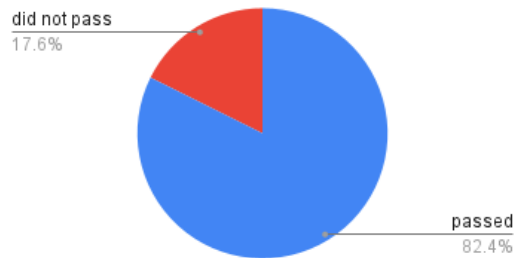
6th Grade ELA (A=55%, ME= 75%, MA= 85%)

Brighton (25 students, ag= 71%)

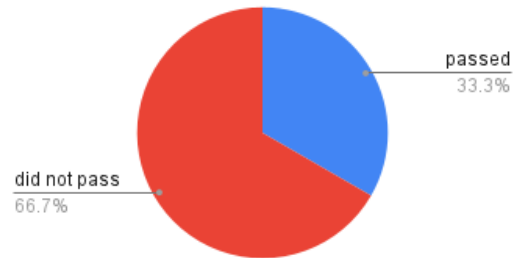


5th Grade Science (A=58%, ME= 78%, MA= 89%)

Brighton (34 students, avg= 74%)



Greengate (9 students, avg= 50%)



Cypress Trails (20 students, avg= 51%)

