

# Sam Houston State University Charter School

## Month End Financial Report

February 29, 2020

Prepared by: Brytnie Miñiel, Business Manager



Sam Houston State University Charter School

COLLEGE OF EDUCATION

MEMBER THE TEXAS STATE UNIVERSITY SYSTEM

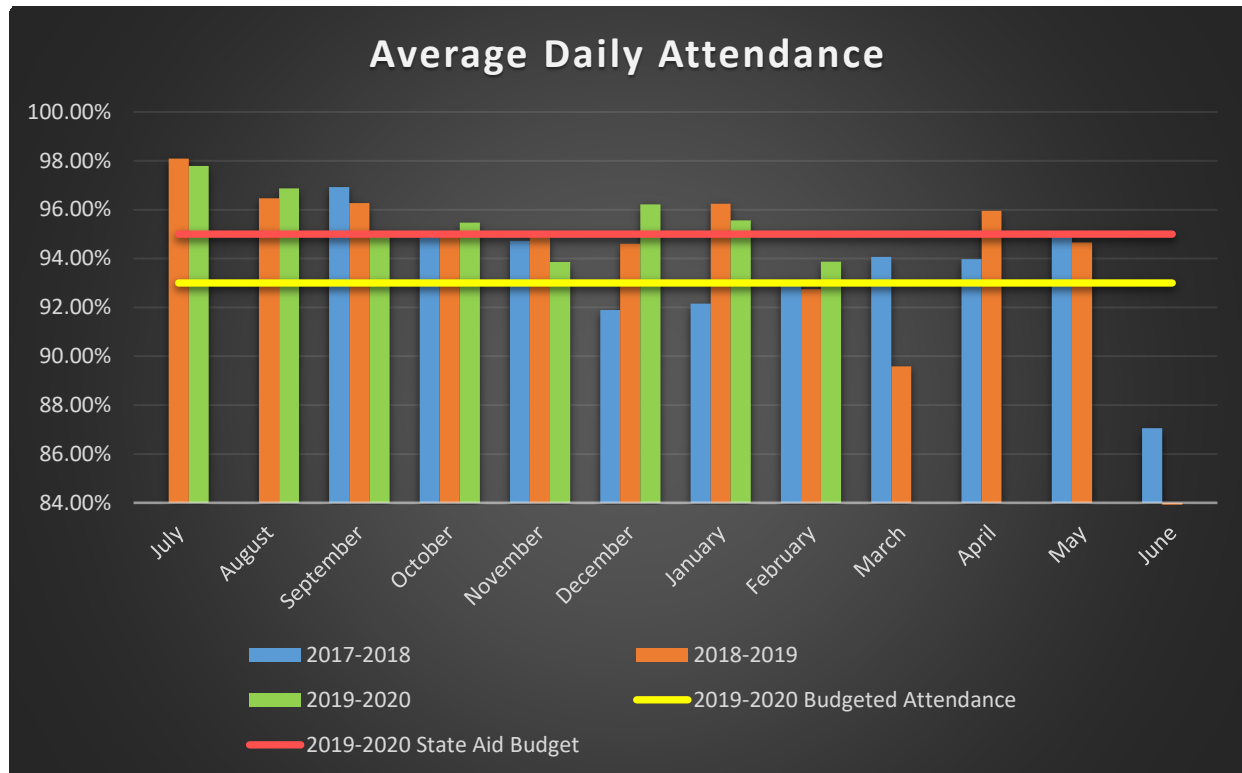
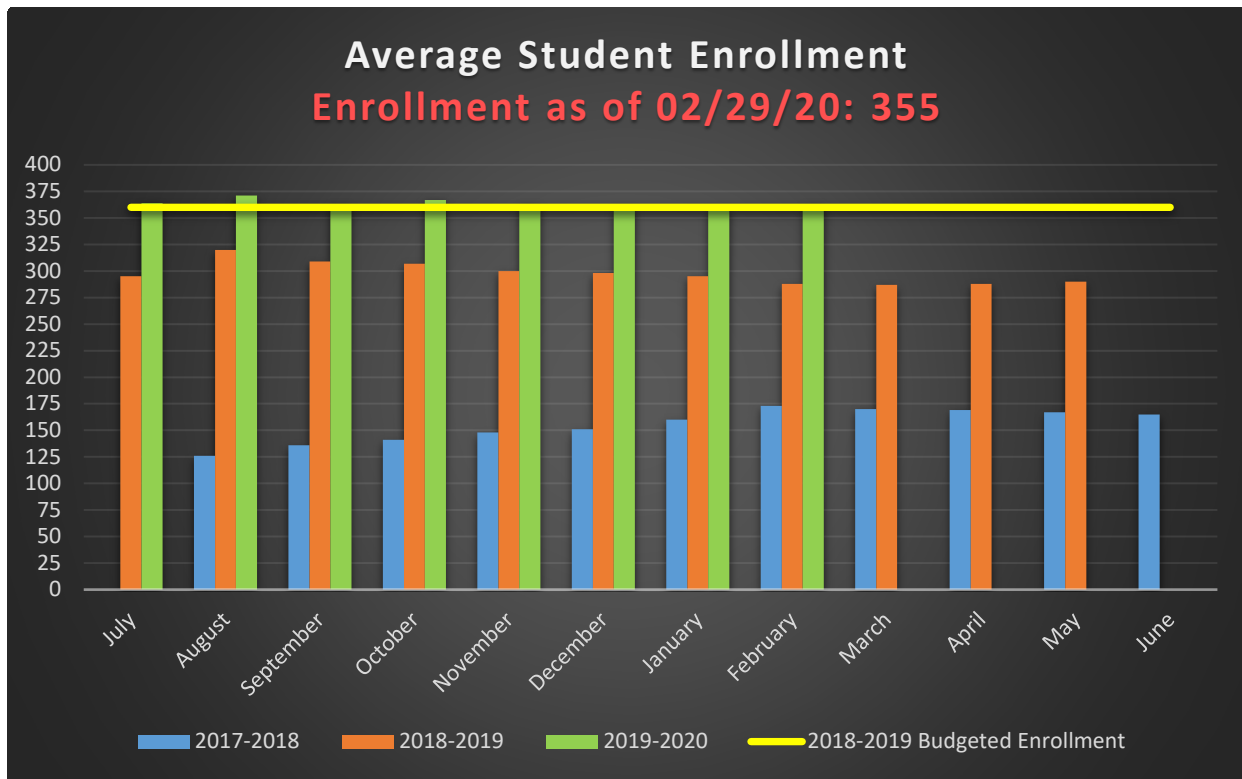
---

### Table of Contents

<b>Page 2</b>	Graphs: Average Student Enrollment and Average Daily Attendance
<b>Page 3</b>	Graphs: Budgeted Revenue vs. Summary of Finances and Administrative Cost Ratio
<b>Page 4</b>	Reports: Financial Trend Analysis and Budget to Actual Progression
<b>Page 5</b>	Report: Year-to-Date Budget to Actual
<b>Page 6</b>	Reports: IDEA-B Maintenance of Effort and Program Intent Allotments
<b>Page 7</b>	Report: Federal Fiscal Status

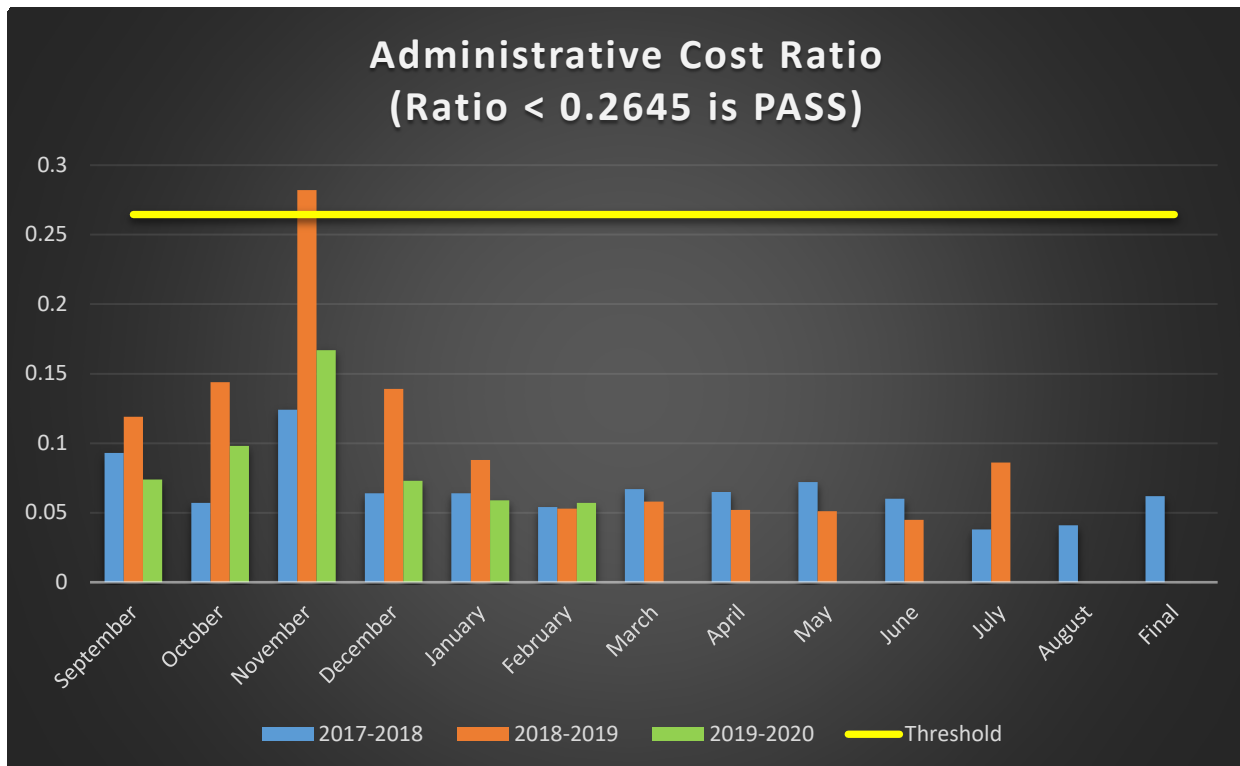
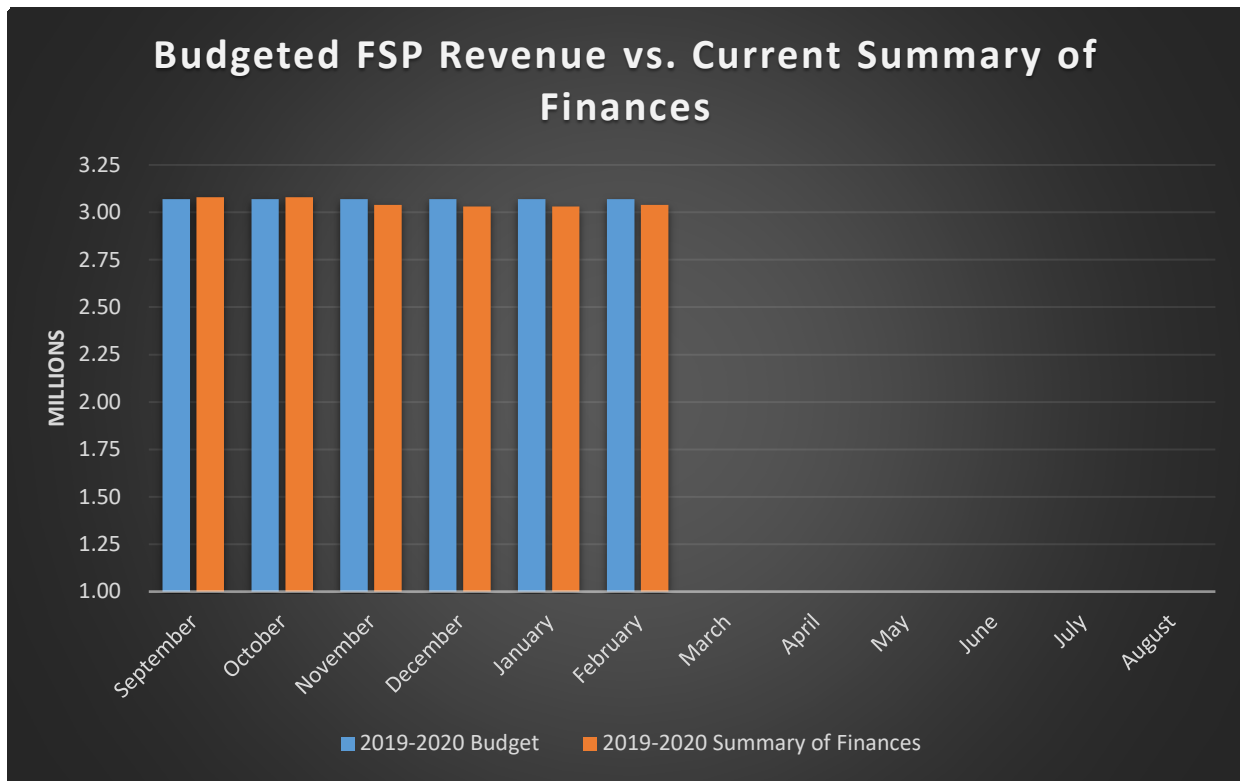
# Sam Houston State University Charter School

## Average Student Enrollment and Average Daily Attendance



# Sam Houston State University Charter School





## Budgeted FSP Revenue vs. Current Summary of Finances and Administrative Cost Ratio



**Sam Houston State University Charter School  
2019-2020 Financial Trend Analysis**

Month	Jul	Aug	Sep	Oct	Nov	Dec	Jan	Feb	Mar	Apr	May	Jun	Jul	Aug
Percent of Year Complete			8%	17%	25%	33%	42%	50%	58%	67%	75%	83%	92%	100%
<b>Statement of Activities</b>														
Total FSP Revenue YTD			\$ 255,771.00	\$ 512,851.00	\$ 768,538.00	\$ 1,020,021.00	\$ 1,269,803.00	\$ 1,524,739.00						
Total ASF Revenue YTD (Instructional Materials)			\$ -	\$ 11,391.00	\$ 15,711.00	\$ 24,131.00	\$ 30,954.00	\$ 37,777.00						
Total FSP Settle-Up Funds YTD (From FY19)			\$ 16,134.00	\$ 16,134.00	\$ 16,134.00	\$ 16,134.00	\$ 16,134.00	\$ 16,134.00						
Total Expenses YTD for FSP and ASF Funds			\$ 210,305.36	\$ 450,432.30	\$ 720,842.22	\$ 941,406.64	\$ 1,158,423.18	\$ 1,377,755.02						
<b>Statistics</b>														
Total Monthly FSP Revenue			\$ 255,771.00	\$ 257,080.00	\$ 255,687.00	\$ 251,483.00	\$ 249,782.00	\$ 254,936.00						
Total Monthly FSP Expenses			\$ 210,305.36	\$ 210,787.08	\$ 269,668.12	\$ 217,829.24	\$ 205,603.99	\$ 218,989.04						
Cash Flow (Red if negative; Green if positive)			\$ 45,465.64	\$ 46,292.92	\$ (13,981.12)	\$ 33,653.76	\$ 44,178.01	\$ 35,946.96						
<b>Enrollment and Attendance</b>														
Average Enrollment for the Month (Budget for 36)	364	371	362	367	362	360	359	362						
Percent Attendance (Budget for 93%)	97.79%	96.87%	95.02%	95.47%	93.86%	96.22%	95.56%	93.87%						
Enrollment - Budget to Actual	4	11	2	7	2	0	(1)	2						
<b>Charter FIRST Indicator</b>														
Indicator #3 - Administrative Cost Ratio (Red if FAIL; Green if PASS)			0.074	0.098	0.167	0.073	0.059	0.057						

**Sam Houston State University Charter School  
2019-2020 Budget to Actual Progression - Fund 420 (FSP and ASF)**

	<u>6/20/2019</u> Approved Budget	<u>8/21/2019</u> Amended Budget	<u>8/1/2019</u> State Aid Budget	<u>2/10/2020</u> Monthly SOF
<b>Total State Program Revenues</b>	\$ 2,928,375.00	\$3,078,486.00	\$ 3,144,860.00	\$ 3,112,013.00
<b>Total Budgeted Expenditures</b>	\$ 2,728,087.00	\$2,768,011.00	\$ 2,768,011.00	\$ 2,768,011.00
<b>REVENUE OVER (UNDER) EXPENSES</b>	<u>\$ 200,288.00</u>	<u>\$ 310,475.00</u>	<u>\$ 376,849.00</u>	<u>\$ 344,002.00</u>
<b>Repayment of University Loan</b>	<u>\$ 132,250.00</u>	<u>\$ 132,250.00</u>	<u>\$ 132,250.00</u>	<u>\$ 132,250.00</u>
<b>Planned Carryforward (Fund Balance)</b>	\$ 68,038.00	\$ 178,225.00	\$ 244,599.00	\$ 211,752.00
				
	Budget adopted in June with three sites	Budget amended due to HB3 (360 at 93%)	Budget estimate submitted to state for FSP funding (360 at 95%)	Budget estimate based on SOF provided by TEA for February payment

**Sam Houston State University Charter School**  
**2019-2020 Year-to-Date Budget to Actual Report - Foundation School Program and Available School Fund Revenue**  
**February 29, 2020 - Fiscal Year is 50% Complete**

	<u>Amended Budget</u>	<u>Received and Expended</u>	<u>Balance Remaining</u>	<u>Percent Complete</u>
<b>Revenues</b>				
5700 - Local Revenue	-	-	-	
5800 - State Program Revenue (FSP and ASF)	\$ 3,078,486.00	\$ 1,562,516.00	\$ 1,515,970.00	50.76%
<b>Total Revenues</b>	<u>\$ 3,078,486.00</u>	<u>\$ 1,562,516.00</u>	<u>\$ 1,515,970.00</u>	<u>50.76%</u>
<b>Expenditures</b>				
11 - Instruction	\$ 2,008,026.00	\$ 947,308.25	\$ 1,060,717.75	47.18%
12 - Instructional Resources, Media Services	-	-	-	
13 - Curriculum Dev. and Instructional Staff Dev.	\$ 10,150.00	\$ 1,314.00	\$ 8,836.00	12.95%
21 - Instructional Leadership	-	-	-	
23 - School Leadership	\$ 119,629.00	\$ 55,394.17	\$ 64,234.83	46.30%
31 - Guidance, Counseling, Evaluation Services	-	-	-	
32 - Social Work Services	-	-	-	
33 - Health Services	-	-	-	
34 - Student Transportation	-	-	-	
35 - Food Services	-	-	-	
36 - Extracurricular Activities	-	-	-	
41 - General Administration	\$ 151,265.00	\$ 84,361.68	\$ 66,903.32	55.77%
51 - Facilities Maintenance and Operations	\$ 478,941.00	\$ 244,804.73	\$ 234,136.27	51.11%
52 - Security and Monitoring Services	-	-	-	
53 - Data Processing Services	-	-	-	
61 - Community Services	-	-	-	
71 - Debt Services	-	-	-	
81 - Fund Raising	-	-	-	
<b>Total Expenditures</b>	<u>\$ 2,768,011.00</u>	<u>\$ 1,333,182.83</u>	<u>\$ 1,434,828.17</u>	
<b>REVENUE OVER (UNDER) EXPENSE</b>	<b>\$ 310,475.00</b>	<b>\$ 229,333.17</b>		
Repayment of University Loan	\$ (132,250.00)			
Planned Carryforward	\$ 178,225.00			

(Red if negative; Green if positive)

**Sam Houston State University Charter School  
IDEA-B Maintenance of Effort and Special Program Intent Allotments**

Month	Jul	Aug	Sep	Oct	Nov	Dec	Jan	Feb	Mar	Apr	May	Jun	Jul	Aug
Percent of Year Complete			8%	17%	25%	33%	42%	50%	58%	67%	75%	83%	92%	100%
<b>IDEA-B Maintenance of Effort</b>														
Test 2 - State and Local - Previous Fiscal Year			\$ 156,821.71	\$ 156,821.71	\$ 156,821.71	\$ 156,821.71	\$ 156,821.71	\$ 156,821.71						
Test 2 - Total Expenses YTD - Fund 420, PIC 23			\$ 9,009.47	\$ 19,159.17	\$ 30,206.73	\$ 42,291.81	\$ 50,724.33	\$ 61,051.81						
Maintenance of Effort Percentage - Goal 100%			5.75%	12.22%	19.26%	26.97%	32.35%	38.93%						
<b>Special Education Allotment</b>														
23 - Special Education Allotment (55%)			\$ 169,629.00	\$ 169,629.00	\$ 158,208.00	\$ 148,601.00	\$ 148,601.00	\$ 147,628.00						
55% of Allotment			\$ 93,295.95	\$ 93,295.95	\$ 87,014.40	\$ 81,730.55	\$ 81,730.55	\$ 81,195.40						
YTD Total Expenses - Fund 420, PIC 23			\$ 9,009.47	\$ 19,159.17	\$ 30,206.73	\$ 42,291.81	\$ 50,724.33	\$ 61,051.81						
Percent Expended			9.66%	20.54%	34.71%	51.75%	62.06%	75.19%						
<b>State Compensatory Education Allotment</b>														
24 - State Comp Ed Allotment (55%)			\$ 104,596.00	\$ 104,596.00	\$ 104,596.00	\$ 104,596.00	\$ 104,596.00	\$ 104,596.00						
55% of Allotment			\$ 57,527.80	\$ 57,527.80	\$ 57,527.80	\$ 57,527.80	\$ 57,527.80	\$ 57,527.80						
YTD Total Expenses - Fund 420, PIC 24			\$ 4,387.71	\$ 8,774.11	\$ 13,158.66	\$ 17,543.21	\$ 21,927.76	\$ 26,312.31						
Percent Expended			7.63%	15.25%	22.87%	30.50%	38.12%	45.74%						
<b>Bilingual Education Allotment</b>														
25 - Bilingual Ed Allotment (55%)			\$ 8,768.00	\$ 8,768.00	\$ 7,069.00	\$ 8,792.00	\$ 8,792.00	\$ 8,517.00						
55% of Allotment			\$ 4,822.40	\$ 4,822.40	\$ 3,887.95	\$ 4,835.60	\$ 4,835.60	\$ 4,684.35						
YTD Total Expenses - Fund 420, PIC 25			\$ 1,288.67	\$ 2,561.25	\$ 4,337.67	\$ 5,107.16	\$ 6,380.50	\$ 7,653.82						
Percent Expended			26.72%	53.11%	111.57%	105.62%	131.95%	163.39%						
<b>Early Education Allotment</b>														
36 - Early Education Allotment (100%)			\$ 15,382.00	\$ 15,382.00	\$ 15,382.00	\$ 15,382.00	\$ 15,382.00	\$ 15,382.00						
100% of Allotment			\$ 15,382.00	\$ 15,382.00	\$ 15,382.00	\$ 15,382.00	\$ 15,382.00	\$ 15,382.00						
YTD Total Expenses - Fund 420, PIC 36			\$ -	\$ -	\$ -	\$ -	\$ -	\$ -						
Percent Expended			0.00%	0.00%	0.00%	0.00%	0.00%	0.00%						
<b>Dyslexia Allotment</b>														
37 - Dyslexia Allotment (100%)			\$ 5,768.00	\$ 5,768.00	\$ 5,768.00	\$ 5,768.00	\$ 5,768.00	\$ 5,768.00						
100% of Allotment			\$ 5,768.00	\$ 5,768.00	\$ 5,768.00	\$ 5,768.00	\$ 5,768.00	\$ 5,768.00						
YTD Total Expenses - Fund 420, PIC 37			\$ 3,490.00	\$ 4,692.50	\$ 12,877.50	\$ 18,898.75	\$ 18,898.75	\$ 18,898.75						
Percent Expended			60.51%	81.35%	223.26%	327.65%	327.65%	327.65%						
Projected Compliant														
Projected Non-Compliant														

<b>Available School Fund</b>														
YTD Available School Fund Revenue			\$ -	\$ 11,391.00	\$ 15,711.00	\$ 24,131.00	\$ 30,954.00	\$ 37,777.00						
FY19 ASF Fund Balance			\$ 69,582.00	\$ 69,582.00	\$ 69,582.00	\$ 69,582.00	\$ 69,582.00	\$ 69,582.00						
Total ASF Revenue Available			\$ 69,582.00	\$ 80,973.00	\$ 85,293.00	\$ 93,713.00	\$ 100,536.00	\$ 107,359.00						
YTD Total Expenses			\$ -	\$ 29,339.86	\$ 30,081.66	\$ 32,816.84	\$ 44,229.39	\$ 44,572.19						
Percent Expended			0.00%	36.23%	35.27%	35.02%	43.99%	41.52%						

<b>Gifted and Talented*</b>														
21 - Gifted and Talented			\$ -	\$ -	\$ -	\$ -	\$ -	\$ -						
Previous Year Expenses			\$ 9,341.95	\$ 9,341.95	\$ 9,341.95	\$ 9,341.95	\$ 9,341.95	\$ 9,341.95						
YTD Total Expenses - Fund 420, PIC 21			\$ -	\$ -	\$ 237.95	\$ 237.95	\$ 687.95	\$ 812.95						
Percent Expended			0.00%	0.00%	2.55%	2.55%	7.36%	8.70%						

\*Does not have to meet a special population compliance requirement, but expected to maintain program.

\*\*We have chosen to maintain the program with a \$5,000 budget.

**Sam Houston State University Charter School  
Federal Program Fiscal Status**

**February 29, 2020 - Fiscal Year is 50% Complete**

**Federal Risk Rating for Noncompliance - MEDIUM**

Fund and Grant	Object Code	Budget	Expenses Before FY20	Total Percent Expended Before FY20	Balance Remaining for FY20	FY20 YTD Expenses	Total Percent Expended	Balance Remaining	FY19 Indirect Cost Rate	Grant Award Period	Notes
Fund 224: 2017-2018 IDEA-B Formula	6100	\$ 6,188.00	\$ 6,187.33	99.99%	\$ 0.67	\$ -	99.99%	\$ 0.67	3.939%	02/06/18 - 09/30/19	Grant fully expended before FY20.
	6200	\$ 10,855.00	\$ 10,854.06	99.99%	\$ 0.94	\$ -	99.99%	\$ 0.94			
	6300	\$ -	\$ -	-	\$ -	\$ -	-	\$ -			
	6400	\$ -	\$ -	-	\$ -	\$ -	-	\$ -			
	Indirect Costs	\$ 781.00	\$ 781.11	100.01%	\$ (0.11)	\$ -	100.01%	\$ (0.11)			
<b>TOTAL</b>	<b>\$ 17,824.00</b>	<b>\$ 17,822.50</b>	<b>99.99%</b>	<b>\$ 1.50</b>	<b>\$ -</b>	<b>99.99%</b>	<b>\$ 1.50</b>				
Fund 225: 2017-2018 IDEA-B Pre-K	6100	\$ -	\$ -	-	\$ -	\$ -	-	\$ -	3.939%	02/06/18 - 09/30/19	Grant fully expended before FY20.
	6200	\$ 676.00	\$ 674.00	99.70%	\$ 2.00	\$ -	99.70%	\$ 2.00			
	6300	\$ -	\$ -	-	\$ -	\$ -	-	\$ -			
	6400	\$ -	\$ -	-	\$ -	\$ -	-	\$ -			
	Indirect Costs	\$ 30.00	\$ 31.03	103.43%	\$ (1.03)	\$ -	103.43%	\$ (1.03)			
<b>TOTAL</b>	<b>\$ 706.00</b>	<b>\$ 705.03</b>	<b>99.86%</b>	<b>\$ 0.97</b>	<b>\$ -</b>	<b>99.86%</b>	<b>\$ 0.97</b>				
Fund 224: 2018-2019 IDEA-B Formula	6100	\$ 4,500.00	\$ 4,499.69	99.99%	\$ 0.31	\$ -	99.99%	\$ 0.31	3.939%	08/20/18 - 09/30/19	Grant fully expended before FY20.
	6200	\$ 11,554.00	\$ 11,554.00	100.00%	\$ -	\$ -	100.00%	\$ -			
	6300	\$ -	\$ -	-	\$ -	\$ -	-	\$ -			
	6400	\$ -	\$ -	-	\$ -	\$ -	-	\$ -			
	Indirect Costs	\$ 624.00	\$ 624.31	100.05%	\$ (0.31)	\$ -	100.05%	\$ (0.31)			
<b>TOTAL</b>	<b>\$ 16,678.00</b>	<b>\$ 16,678.00</b>	<b>100.00%</b>	<b>\$ 0.00</b>	<b>\$ -</b>	<b>100.00%</b>	<b>\$ 0.00</b>				
Fund 225: 2018-2019 IDEA-B Pre-K	6100	\$ -	\$ -	-	\$ -	\$ -	-	\$ -	3.939%	08/20/18 - 09/30/19	Grant fully expended before FY20.
	6200	\$ 381.00	\$ 381.00	100.00%	\$ -	\$ -	100.00%	\$ -			
	6300	\$ -	\$ -	-	\$ -	\$ -	-	\$ -			
	6400	\$ -	\$ -	-	\$ -	\$ -	-	\$ -			
	Indirect Costs	\$ 15.00	\$ 15.00	100.00%	\$ -	\$ -	100.00%	\$ -			
<b>TOTAL</b>	<b>\$ 396.00</b>	<b>\$ 396.00</b>	<b>100.00%</b>	<b>\$ -</b>	<b>\$ -</b>	<b>100.00%</b>	<b>\$ -</b>				
Fund 225: 2019-2020 IDEA-B Formula	6100	\$ 10,500.00	\$ -	0.00%	\$ 10,500.00	\$ 1,297.86	12.36%	\$ 9,202.14	3.939%	08/20/18 - 09/30/19	Commitments: \$15,236.00
	6200	\$ 23,402.55	\$ -	0.00%	\$ 23,402.55	\$ 9,957.00	42.55%	\$ 13,445.55			
	6300	\$ -	\$ -	-	\$ -	\$ -	-	\$ -			
	6400	\$ -	\$ -	-	\$ -	\$ -	-	\$ -			
	Indirect Costs	\$ 1,335.45	\$ -	0.00%	\$ 1,335.45	\$ 443.33	33.20%	\$ 892.12			
<b>TOTAL</b>	<b>\$ 35,238.00</b>	<b>\$ -</b>	<b>0.00%</b>	<b>\$ 35,238.00</b>	<b>\$ 11,698.19</b>	<b>33.20%</b>	<b>\$ 23,539.81</b>				
Fund 225: 2019-2020 IDEA-B Pre-K	6100	\$ -	\$ -	-	\$ -	\$ -	-	\$ -	3.939%	08/20/18 - 09/30/19	Commitments: \$167.00
	6200	\$ 528.44	\$ -	0.00%	\$ 528.44	\$ 195.00	36.90%	\$ 333.44			
	6300	\$ -	\$ -	-	\$ -	\$ -	-	\$ -			
	6400	\$ -	\$ -	-	\$ -	\$ -	-	\$ -			
	Indirect Costs	\$ 20.56	\$ -	0.00%	\$ 20.56	\$ 7.68	37.35%	\$ 12.88			
<b>TOTAL</b>	<b>\$ 549.00</b>	<b>\$ -</b>	<b>0.00%</b>	<b>\$ 549.00</b>	<b>\$ 202.68</b>	<b>36.92%</b>	<b>\$ 346.32</b>				
2019-2020 Title II, Part A	6100	\$ 1,301.00	\$ -	-	\$ 1,301.00	\$ -	-	\$ 1,301.00	3.939%	08/20/18 - 09/30/19	Commitments: \$1,375.00
	6200	\$ 3,354.00	\$ -	0.00%	\$ 3,354.00	\$ 2,070.00	61.72%	\$ 1,284.00			
	6300	\$ -	\$ -	-	\$ -	\$ -	-	\$ -			
	6400	\$ -	\$ -	-	\$ -	\$ -	-	\$ -			
	Indirect Costs	\$ 183.00	\$ -	0.00%	\$ 183.00	\$ 81.54	44.56%	\$ 101.46			
<b>TOTAL</b>	<b>\$ 4,838.00</b>	<b>\$ -</b>	<b>0.00%</b>	<b>\$ 4,838.00</b>	<b>\$ 2,151.54</b>	<b>44.47%</b>	<b>\$ 2,686.46</b>				
Fund 410: Instructional Materials Allotment for 2020-2022 Biennium	6300	\$ 70,566.34	\$ 5,395.50	7.65%	\$ 65,170.84	\$ -	7.65%	\$ 65,170.84	N/A	School Years 2019-2020 and 2020-2021	This is not a federal grant.
	<b>TOTAL</b>	<b>\$ 70,566.34</b>	<b>\$ 5,395.50</b>	<b>7.65%</b>	<b>\$ 65,170.84</b>	<b>\$ -</b>	<b>7.65%</b>	<b>\$ 65,170.84</b>			