

# Sam Houston State University Charter School

## Month End Financial Report

June 30, 2019

Prepared by: Brytnie Miñiel, Business Manager



Sam Houston State University Charter School

COLLEGE OF EDUCATION

MEMBER THE TEXAS STATE UNIVERSITY SYSTEM

---

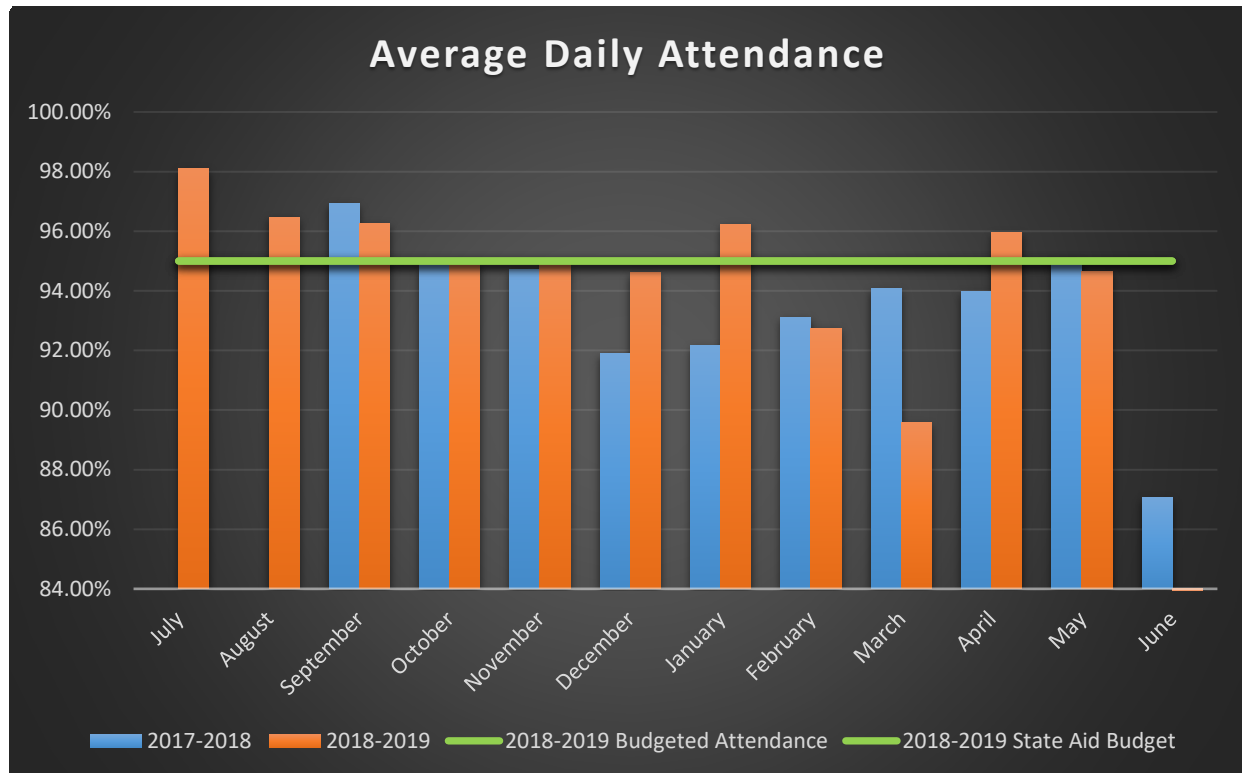
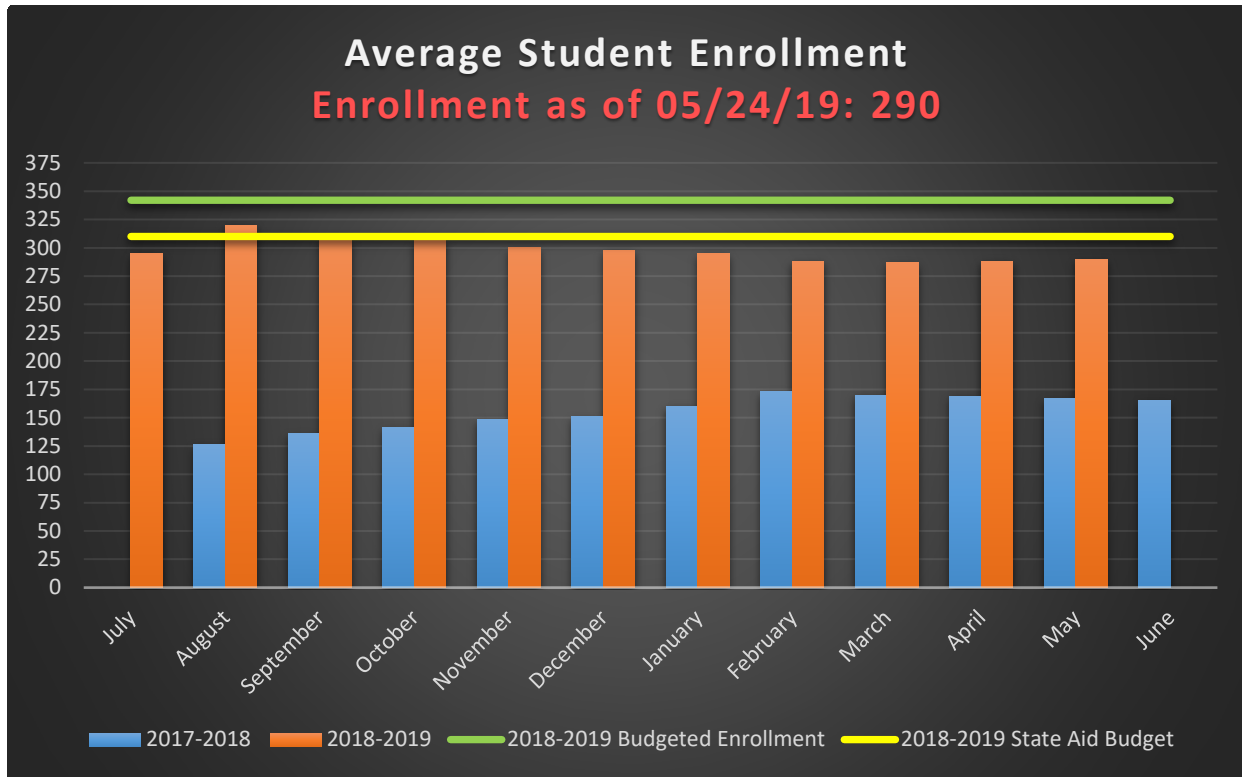
### Table of Contents

<b>Page 2</b>	Graphs: Average Student Enrollment and Average Daily Attendance
<b>Page 3</b>	Graphs: Budgeted Revenue vs. Summary of Finances and Administrative Cost Ratio
<b>Page 4</b>	Reports: Financial Trend Analysis and Budget to Actual Progression
<b>Page 5</b>	Report: Year-to-Date Budget to Actual
<b>Page 6</b>	Reports: IDEA-B Maintenance of Effort and Program Intent Allotments
<b>Page 7</b>	Report: Federal Fiscal Status



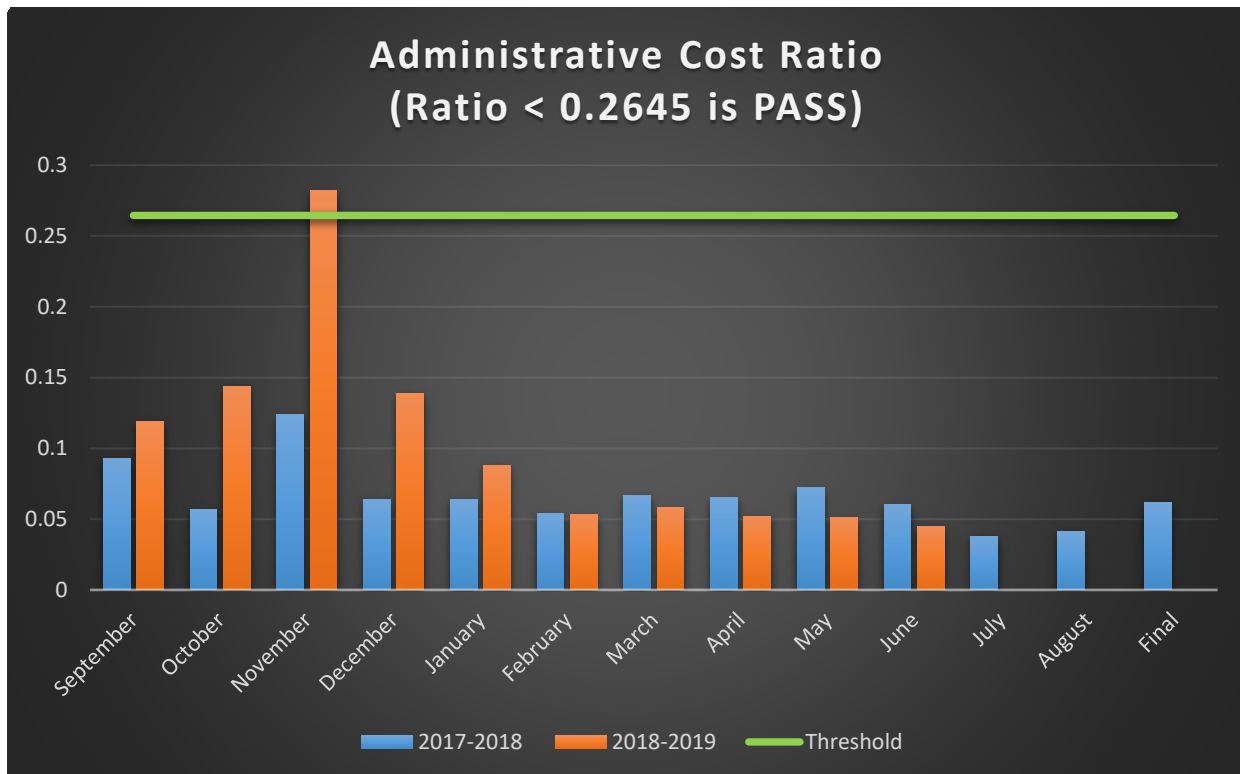
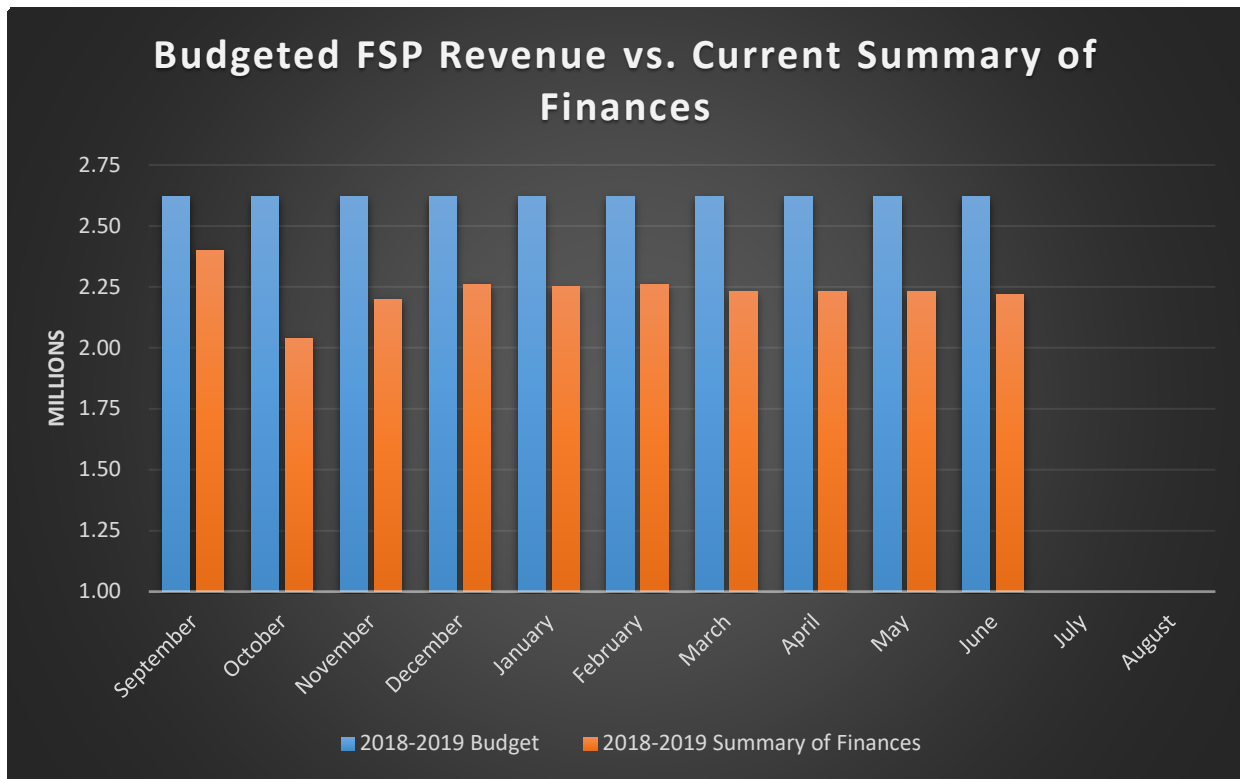
# Sam Houston State University Charter School

## Average Student Enrollment and Average Daily Attendance



# Sam Houston State University Charter School





## Budgeted FSP Revenue vs. Current Summary of Finances and Administrative Cost Ratio



**Sam Houston State University Charter School  
2018-2019 Financial Trend Analysis**

Month	Jul	Aug	Sep	Oct	Nov	Dec	Jan	Feb	Mar	Apr	May	Jun	Jul	Aug
Percent of Year Complete			8%	17%	25%	33%	42%	50%	58%	67%	75%	83%	92%	100%
<b>Statement of Activities</b>														
Total FSP Revenue YTD			\$ 199,464.00	\$ 367,544.00	\$ 533,166.00	\$ 742,744.00	\$ 930,163.00	\$ 1,122,399.00	\$ 1,307,029.00	\$ 1,491,642.00	\$ 1,677,327.00	\$ 1,861,286.00		
Total ASF Revenue YTD (Instructional Materials)			\$ -	\$ 7,370.00	\$ 14,597.00	\$ 19,693.00	\$ 25,986.00	\$ 32,279.00	\$ 41,205.00	\$ 45,926.00	\$ 51,021.00	\$ 64,321.00		
Total FSP Settle-Up Funds YTD (From FY18)			\$ 4,026.00	\$ 4,231.00	\$ 4,231.00	\$ 4,231.00	\$ 4,231.00	\$ 4,231.00	\$ 4,231.00	\$ 4,272.00	\$ 4,272.00	\$ 4,272.00		
Total Expenses YTD			\$ 196,750.21	\$ 387,097.30	\$ 585,389.28	\$ 762,373.99	\$ 925,922.18	\$ 1,098,147.52	\$ 1,252,362.88	\$ 1,419,165.82	\$ 1,590,871.41	\$ 1,731,706.44		
<b>Statistics</b>														
Total Monthly FSP Revenue			\$ 199,464.00	\$ 168,080.00	\$ 185,622.00	\$ 189,578.00	\$ 187,419.00	\$ 192,236.00	\$ 184,630.00	\$ 184,613.00	\$ 185,685.00	\$ 183,959.00		
Total Monthly Expenses			\$ 196,750.21	\$ 190,347.09	\$ 198,291.98	\$ 176,984.71	\$ 163,548.19	\$ 172,225.34	\$ 154,215.36	\$ 166,802.94	\$ 171,705.59	\$ 140,835.03		
Cash Flow (Red if negative; Green if positive)			\$ 2,713.79	\$ (22,267.09)	\$ (12,669.98)	\$ 12,593.29	\$ 23,870.81	\$ 20,010.66	\$ 30,414.64	\$ 17,810.06	\$ 13,979.41	\$ 43,123.97		
<b>Enrollment and Attendance</b>														
Enrollment for the Month (Budget for 342)	295	320	309	307	300	298	295	288	287	288	290	-		
Percent Attendance (Budget for 95%)	98.09%	96.47%	96.27%	94.97%	94.87%	94.61%	96.24%	92.75%	89.58%	95.95%	95%	-		
Enrollment - Budget to Actual	(47)	(22)	(33)	(35)	(42)	(44)	(47)	(54)	(55)	(54)	(52)	-		
<b>Charter FIRST Indicator</b>														
Indicator #3 - Administrative Cost Ratio (Red if FAIL; Green if PASS)			0.119	0.144	0.282	0.139	0.088	0.053	0.058	0.052	0.051	0.045		

**Sam Houston State University Charter School  
2018-2019 Budget to Actual Progression - Fund 420**

	<u>4/19/2018</u> Approved Budget	<u>7/12/2018</u> Amended Budget	<u>8/1/2018</u> State Aid Budget	<u>6/30/2019</u> Current SOF
<b>Total State Program Revenues</b>	\$ 2,379,300.00	\$ 2,627,000.00	\$ 2,208,750.00	\$ 2,227,607.00
<b>Total Budgeted Expenditures</b>	\$ 2,379,300.00	\$ 2,484,897.00	\$ 2,437,397.00	\$ 2,176,339.00
<b>REVENUE OVER (UNDER) EXPENSES</b>	<u>\$ -</u>	<u>\$ 142,103.00</u>	<u>\$ (228,647.00)</u>	<u>\$ 51,268.00</u>
<b>Repayment of University Loan</b>	\$ -	\$ 115,000.00	\$ -	\$ -
<b>Planned Carryforward (Fund Balance)</b>	\$ -	\$ 27,103.00	\$ -	\$ -
				
	Budget adopted in April with three sites	Budget amended with the addition of fourth site	Budget estimate submitted to state for FSP funding (310 at 95%)	Budget estimate based on SOF provided by TEA for June payment

**Sam Houston State University Charter School**  
**2018-2019 Year-to-Date Budget to Actual Report - Foundation School Program Revenue**  
**June 30, 2019 - Fiscal Year is 83% Complete**

	<u>Amended Budget</u>	<u>Received and Expended</u>	<u>Balance Remaining</u>	<u>Percent Complete</u>
<b>Revenues</b>				
5700 - Local Revenue	-	-	-	
5800 - State Program Revenue (FSP)	\$ 2,627,000.00	\$ 1,861,286.00	\$ 765,714.00	70.85%
<b>Total Revenues</b>	<u>\$ 2,627,000.00</u>	<u>\$ 1,861,286.00</u>	<u>\$ 765,714.00</u>	<u>70.85%</u>
<b>Expenditures</b>				
11 - Instruction	\$ 1,743,233.00	\$ 1,268,310.75	\$ 474,922.25	72.76%
12 - Instructional Resources, Media Services	-	-	-	-
13 - Curriculum Dev. and Instructional Staff Dev.	\$ 9,600.00	\$ 7,600.00	\$ 2,000.00	79.17%
21 - Instructional Leadership	-	-	-	-
23 - School Leadership	\$ 116,689.00	\$ 86,552.29	\$ 30,136.71	74.17%
31 - Guidance, Counseling, Evaluation Services	-	-	-	-
32 - Social Work Services	-	-	-	-
33 - Health Services	-	-	-	-
34 - Student Transportation	-	-	-	-
35 - Food Services	-	-	-	-
36 - Extracurricular Activities	-	-	-	-
41 - General Administration	\$ 273,375.00	\$ 131,940.30	\$ 141,434.70	48.26%
51 - Facilities Maintenance and Operations	\$ 342,000.00	\$ 237,303.10	\$ 104,696.90	69.39%
52 - Security and Monitoring Services	-	-	-	-
53 - Data Processing Services	-	-	-	-
61 - Community Services	-	-	-	-
71 - Debt Services	-	-	-	-
81 - Fund Raising	-	-	-	-
<b>Total Expenditures</b>	<u>\$ 2,484,897.00</u>	<u>\$ 1,731,706.44</u>	<u>\$ 753,190.56</u>	
<b>REVENUE OVER (UNDER) EXPENSE</b>	<b>\$ 142,103.00</b>	<b>\$ 129,579.56</b>		
Repayment of University Loan	\$ (115,000.00)			
Planned Carryforward	\$ 27,103.00			

(Red if negative; Green if positive)



**Sam Houston State University Charter School  
Federal Program Fiscal Status**

**June 30, 2019 - Fiscal Year is 83% Complete  
Federal Risk Rating for Noncompliance - LOW**

Fund and Grant	Object Code	Budget	Expenses Before FY19	Total Percent Expended Before FY19	Balance Remaining for FY19	FY19 YTD Expenses	Total Percent Expended	Balance Remaining	FY19 Indirect Cost Rate	Grant Award Period	Notes
<b>Fund 258:</b> 2017-2019 Public Charter School Program Start-Up Grant	6100	\$ -	\$ -	-	\$ -	\$ -	-	\$ -	0.00%	05/01/17 - 07/31/2019	Commitments: \$98,383.08
	6200	\$ 17,000.00	\$ 2,384.76	14.03%	\$ 14,615.24	\$ 3,073.00	32.10%	\$ 11,542.24			
	6300	\$ 757,000.00	\$ 610,945.53	80.71%	\$ 146,054.47	\$ 33,762.63	85.17%	\$ 112,291.84			
	6400	\$ 26,000.00	\$ 17,214.71	66.21%	\$ 8,785.29	\$ 6,731.51	92.10%	\$ 2,053.78			
	Indirect Costs	\$ -	\$ -	-	\$ -	\$ -	-	\$ -			
<b>TOTAL</b>	<b>\$ 800,000.00</b>	<b>\$ 630,545.00</b>	<b>78.82%</b>	<b>\$ 169,455.00</b>	<b>\$ 43,567.14</b>	<b>84.26%</b>	<b>\$ 125,887.86</b>				
<b>Fund 224:</b> 2017-2018 IDEA-B Formula	6100	\$ 6,188.00	\$ 2,913.50	47.08%	\$ 3,274.50	\$ 3,273.83	99.99%	\$ 0.67	3.853%	02/06/18 - 09/30/19	Commitments: \$0.00
	6200	\$ 10,855.00	\$ 3,993.05	36.79%	\$ 6,861.95	\$ 6,861.01	99.99%	\$ 0.94			
	6300	\$ -	\$ -	-	\$ -	\$ -	-	\$ -			
	6400	\$ -	\$ -	-	\$ -	\$ -	-	\$ -			
	Indirect Costs	\$ 781.00	\$ 593.18	75.95%	\$ 187.82	\$ 187.93	100.01%	\$ (0.11)			
<b>TOTAL</b>	<b>\$ 17,824.00</b>	<b>\$ 7,499.73</b>	<b>42.08%</b>	<b>\$ 10,324.27</b>	<b>\$ 10,322.77</b>	<b>99.99%</b>	<b>\$ 1.50</b>				
<b>Fund 225:</b> 2017-2018 IDEA-B Pre-K	6100	\$ -	\$ -	-	\$ -	\$ -	-	\$ -	3.853%	02/06/18 - 09/30/19	Commitments: \$0.00
	6200	\$ 676.00	\$ 125.00	18.49%	\$ 551.00	\$ 549.00	99.70%	\$ 2.00			
	6300	\$ -	\$ -	-	\$ -	\$ -	-	\$ -			
	6400	\$ -	\$ -	-	\$ -	\$ -	-	\$ -			
	Indirect Costs	\$ 30.00	\$ 9.88	32.93%	\$ 20.12	\$ 21.15	103.43%	\$ (1.03)			
<b>TOTAL</b>	<b>\$ 706.00</b>	<b>\$ 134.88</b>	<b>19.10%</b>	<b>\$ 571.12</b>	<b>\$ 570.15</b>	<b>99.86%</b>	<b>\$ 0.97</b>				
<b>Fund 224:</b> 2018-2019 IDEA-B Formula	6100	\$ 8,000.00	\$ -	0.00%	\$ 8,000.00	\$ -	0.00%	\$ 8,000.00	3.853%	08/20/18 - 09/30/19	Commitments: \$2,671.21
	6200	\$ 8,054.00	\$ -	0.00%	\$ 8,054.00	\$ 2,328.79	28.91%	\$ 5,725.21			
	6300	\$ -	\$ -	-	\$ -	\$ -	-	\$ -			
	6400	\$ -	\$ -	-	\$ -	\$ -	-	\$ -			
	Indirect Costs	\$ 624.00	\$ -	0.00%	\$ 624.00	\$ 89.75	14.38%	\$ 534.25			
<b>TOTAL</b>	<b>\$ 16,678.00</b>	<b>\$ -</b>	<b>0.00%</b>	<b>\$ 16,678.00</b>	<b>\$ 2,418.54</b>	<b>14.50%</b>	<b>\$ 14,259.46</b>				
<b>Fund 225:</b> 2018-2019 IDEA-B Pre-K	6100	\$ -	\$ -	-	\$ -	\$ -	-	\$ -	3.853%	08/20/18 - 09/30/19	Commitments: \$0.00
	6200	\$ 381.00	\$ -	0.00%	\$ 381.00	\$ -	0.00%	\$ 381.00			
	6300	\$ -	\$ -	-	\$ -	\$ -	-	\$ -			
	6400	\$ -	\$ -	-	\$ -	\$ -	-	\$ -			
	Indirect Costs	\$ 15.00	\$ -	0.00%	\$ 15.00	\$ -	0.00%	\$ 15.00			
<b>TOTAL</b>	<b>\$ 396.00</b>	<b>\$ -</b>	<b>0.00%</b>	<b>\$ 396.00</b>	<b>\$ -</b>	<b>0.00%</b>	<b>\$ 396.00</b>				
<b>Fund 410:</b> Instructional Materials Allotment for 2018-2019 Biennium	6300	\$ 80,116.22	\$ 78,257.68	97.68%	\$ 1,858.54	\$ -	97.68%	\$ -	N/A	School Years 2017-2018 and 2018-2019	This is not a federal grant.
	<b>TOTAL</b>	<b>\$ 80,116.22</b>	<b>\$ 78,257.68</b>	<b>97.68%</b>	<b>\$ 1,858.54</b>	<b>\$ -</b>	<b>97.68%</b>	<b>\$ 1,858.54</b>			