

Sam Houston State University Charter School

Month End Financial Report

January 31, 2019

Prepared by: Brytnie Miñiel, Business Manager



Sam Houston State University Charter School

COLLEGE OF EDUCATION

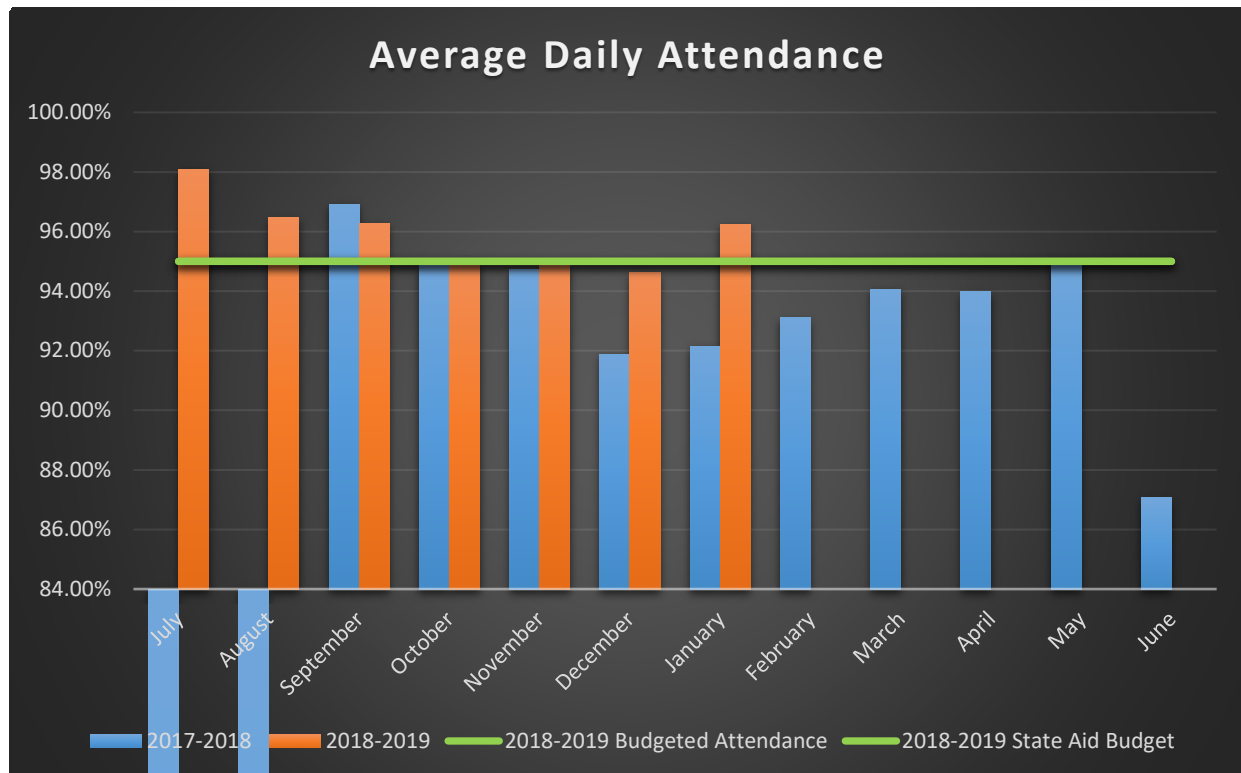
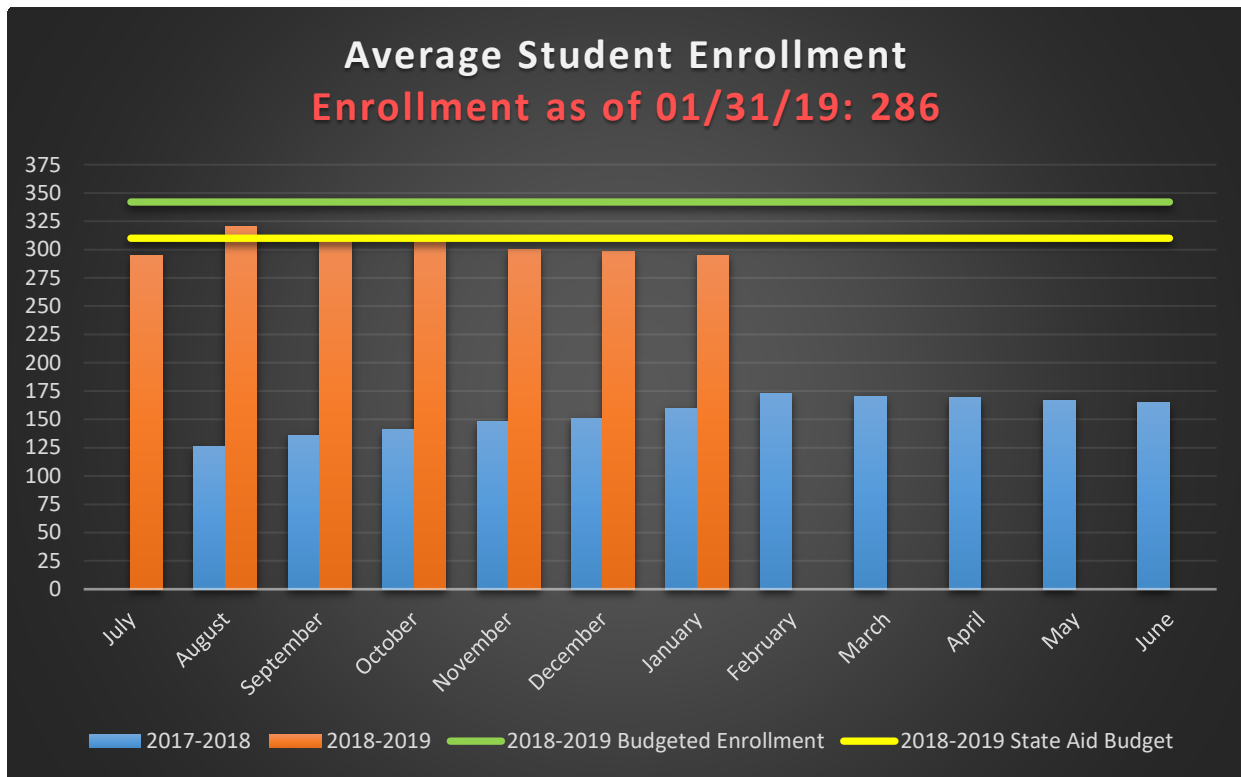
MEMBER THE TEXAS STATE UNIVERSITY SYSTEM

Table of Contents

Page 2	Graphs: Average Student Enrollment and Average Daily Attendance
Page 3	Graphs: Budgeted Revenue vs. Summary of Finances and Administrative Cost Ratio
Page 4	Reports: Financial Trend Analysis and Budget to Actual Progression
Page 5	Report: Year-to-Date Budget to Actual
Page 6	Reports: IDEA-B Maintenance of Effort and Program Intent Allotments
Page 7	Report: Federal Fiscal Status

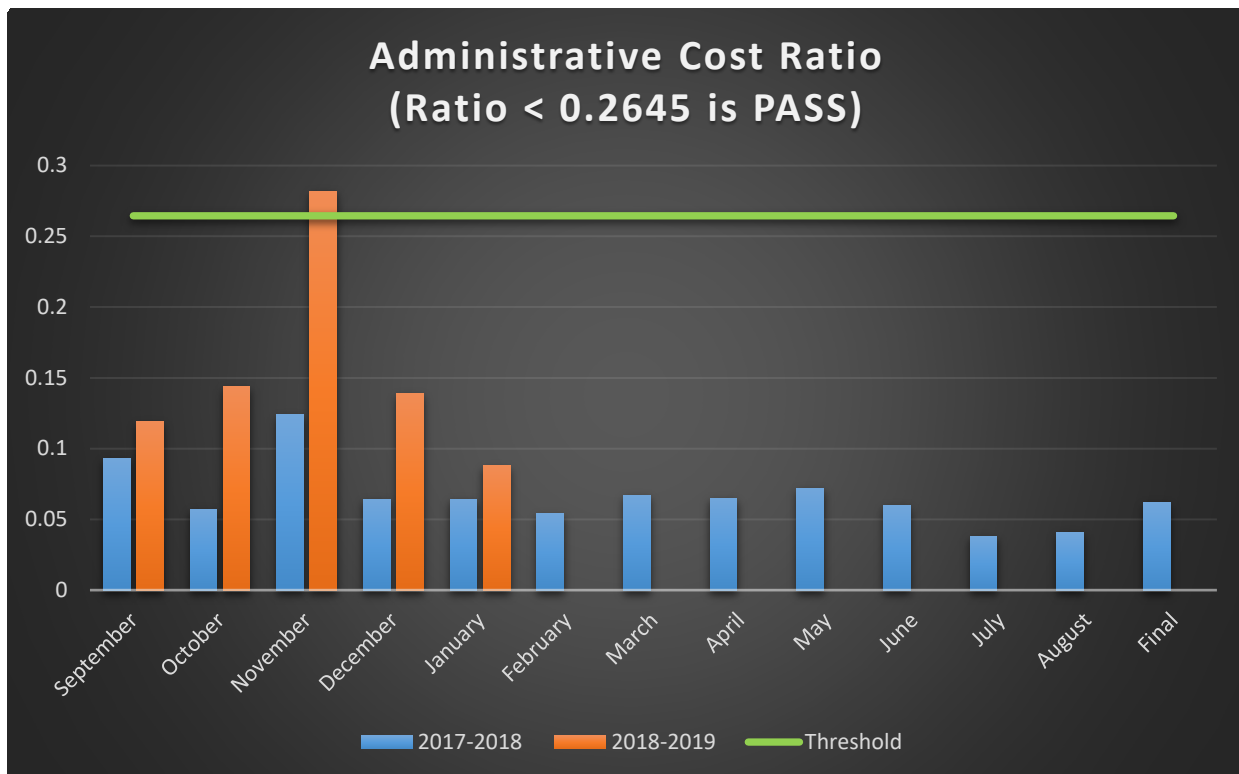
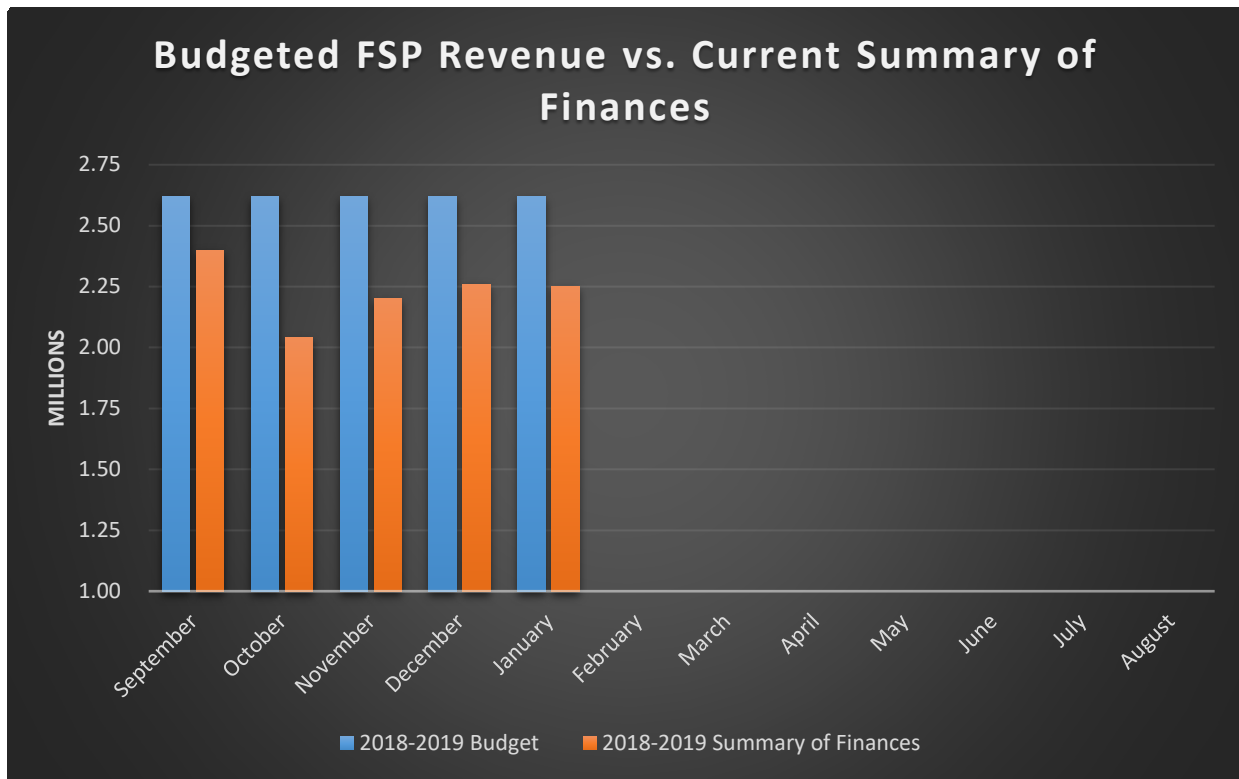
Sam Houston State University Charter School

Average Student Enrollment and Average Daily Attendance



Sam Houston State University Charter School





Budgeted FSP Revenue vs. Current Summary of Finances and Administrative Cost Ratio



**Sam Houston State University Charter School
2018-2019 Financial Trend Analysis**

Month	Jul	Aug	Sep	Oct	Nov	Dec	Jan	Feb	Mar	Apr	May	Jun	Jul	Aug
Percent of Year Complete			8%	17%	25%	33%	42%	50%	58%	67%	75%	83%	92%	100%
Statement of Activities														
Total FSP Revenue YTD			\$ 199,464.00	\$ 367,544.00	\$ 533,166.00	\$ 742,744.00	\$ 930,163.00							
Total ASF Revenue YTD (Instructional Materials)			\$ -	\$ 7,370.00	\$ 14,597.00	\$ 19,693.00	\$ 25,986.00							
Total Expenses YTD			\$ 196,750.21	\$ 387,097.30	\$ 585,389.28	\$ 762,373.99	\$ 925,922.18							
Statistics														
Total Monthly FSP Revenue			\$ 199,464.00	\$ 168,080.00	\$ 185,622.00	\$ 189,578.00	\$ 187,419.00							
Total Monthly Expenses			\$ 196,750.21	\$ 190,347.09	\$ 198,291.98	\$ 176,984.71	\$ 163,548.19							
Cash Flow (Red if negative; Green if positive)			\$ 2,713.79	\$ (22,267.09)	\$ (12,669.98)	\$ 12,593.29	\$ 23,870.81							
Enrollment and Attendance														
Enrollment for the Month (Budget for 342)	295	320	309	307	300	298	295							
Percent Attendance (Budget for 95%)	98.09%	96.47%	96.27%	94.97%	94.87%	94.61%	96.24%							
Enrollment - Budget to Actual	(47)	(22)	(33)	(35)	(42)	(44)	(47)							
Charter FIRST Indicator														
Indicator #3 - Administrative Cost Ratio (Red if FAIL; Green if PASS)			0.119	0.144	0.282	0.139	0.088							

**Sam Houston State University Charter School
2018-2019 Budget to Actual Progression - Fund 420**

	<u>4/19/2018 Approved Budget</u>	<u>7/12/2018 Amended Budget</u>	<u>8/1/2018 State Aid Budget</u>	<u>1/31/2019 Current Enrollment</u>
Total State Program Revenues	\$ 2,379,300.00	\$ 2,627,000.00	\$ 2,208,750.00	\$ 2,254,190.00
Total Expenditures	\$ 2,379,300.00	\$ 2,484,897.00	\$ 2,437,397.00	\$ 2,185,521.00
REVENUE OVER (UNDER) EXPENSES	<u>\$ -</u>	<u>\$ 142,103.00</u>	<u>\$ (228,647.00)</u>	<u>\$ 68,669.00</u>
Repayment of University Loan	\$ -	\$ 115,000.00	\$ -	\$ -
Planned Carryforward (Fund Balance)	\$ -	\$ 27,103.00	\$ -	\$ -
				
	Budget adopted in April with three sites	Budget amended with the addition of fourth site	Budget estimate submitted to state for FSP funding (310 at 95%)	Budget estimate based on SOF Date provided by TEA for January payment

Sam Houston State University Charter School
2018-2019 Year-to-Date Budget to Actual Report - Foundation School Program Revenue
January 31, 2019 - Fiscal Year is 42% Complete

	<u>Amended Budget</u>	<u>Received and Expended</u>	<u>Balance Remaining</u>	<u>Percent Complete</u>
Revenues				
5700 - Local Revenue	-	-	-	
5800 - State Program Revenue (FSP)	\$ 2,627,000.00	\$ 930,163.00	\$ 1,696,837.00	35.41%
Total Revenues	<u>\$ 2,627,000.00</u>	<u>\$ 930,163.00</u>	<u>\$ 1,696,837.00</u>	<u>35.41%</u>
Expenditures				
11 - Instruction	\$ 1,743,233.00	\$ 650,835.13	\$ 1,092,397.87	37.33%
12 - Instructional Resources, Media Services	-	-	-	-
13 - Curriculum Dev. and Instructional Staff Dev.	\$ 9,600.00	-	-	0.00%
21 - Instructional Leadership	-	-	-	-
23 - School Leadership	\$ 116,689.00	\$ 43,057.23	\$ 73,631.77	36.90%
31 - Guidance, Counseling, Evaluation Services	-	-	-	-
32 - Social Work Services	-	-	-	-
33 - Health Services	-	-	-	-
34 - Student Transportation	-	-	-	-
35 - Food Services	-	-	-	-
36 - Extracurricular Activities	-	-	-	-
41 - General Administration	\$ 273,375.00	\$ 99,557.93	\$ 173,817.07	36.42%
51 - Facilities Maintenance and Operations	\$ 342,000.00	\$ 132,471.89	\$ 209,528.11	38.73%
52 - Security and Monitoring Services	-	-	-	-
53 - Data Processing Services	-	-	-	-
61 - Community Services	-	-	-	-
71 - Debt Services	-	-	-	-
81 - Fund Raising	-	-	-	-
Total Expenditures	<u>\$ 2,484,897.00</u>	<u>\$ 925,922.18</u>	<u>\$ 1,549,374.82</u>	
REVENUE OVER (UNDER) EXPENSE	\$ 142,103.00	\$ 4,240.82		
Repayment of University Loan	\$ (115,000.00)			
Planned Carryforward	\$ 27,103.00			

(Red if negative; Green if positive)

**Sam Houston State University Charter School
IDEA-B Maintenance of Effort and Special Program Intent Allotments**

Month	Jul	Aug	Sep	Oct	Nov	Dec	Jan	Feb	Mar	Apr	May	Jun	Jul	Aug
Percent of Year Complete			8%	17%	25%	33%	42%	50%	58%	67%	75%	83%	92%	100%
IDEA-B Maintenance of Effort														
Test 2 - State and Local - Previous Fiscal Year			\$ 107,625.00	\$ 107,625.00	\$ 107,625.00	\$ 107,625.00	\$ 107,625.00							
Test 2 - Total Expenses YTD - Fund 420, PIC 23			\$ 16,437.28	\$ 29,244.12	\$ 46,097.05	\$ 61,819.67	\$ 75,090.96							
Maintenance of Effort Percentage - Goal 100%			15.27%	27.17%	42.83%	57.44%	69.77%							
Special Education Allotment														
23 - Special Education Allotment (52%)			\$ 156,350.00	\$ 67,412.00	\$ 67,402.00	\$ 81,975.00	\$ 103,175.00							
52% of Allotment			\$ 81,302.00	\$ 35,054.24	\$ 35,049.04	\$ 42,627.00	\$ 53,651.00							
YTD Total Expenses - Fund 420, PIC 23			\$ 16,437.28	\$ 29,244.12	\$ 46,097.05	\$ 61,819.67	\$ 75,090.96							
Percent Expended			20.22%	83.43%	131.52%	145.02%	139.96%							
State Compensatory Education Allotment														
24 - State Comp Ed Allotment (52%)			\$ 61,429.00	\$ 61,429.00	\$ 61,429.00	\$ 61,429.00	\$ 61,438.00							
52% of Allotment			\$ 31,943.08	\$ 31,943.08	\$ 31,943.08	\$ 31,943.08	\$ 31,947.76							
YTD Total Expenses - Fund 420, PIC 24			\$ 4,166.72	\$ 8,333.45	\$ 12,500.18	\$ 16,666.90	\$ 20,833.64							
Percent Expended			13.04%	26.09%	39.13%	52.18%	65.21%							
Bilingual Education Allotment														
25 - Bilingual Ed Allotment (52%)			\$ 2,483.00	\$ 4,856.00	\$ 4,856.00	\$ 5,727.00	\$ 6,190.00							
52% of Allotment			\$ 1,291.16	\$ 2,525.12	\$ 2,525.12	\$ 2,978.04	\$ 3,218.80							
YTD Total Expenses - Fund 420, PIC 25			\$ 16,989.76	\$ 18,209.52	\$ 19,429.28	\$ 20,649.04	\$ 21,868.81							
Percent Expended			1315.85%	721.13%	769.44%	693.38%	679.41%							
Gifted and Talented Allotment														
21 - Gifted and Talented Allotment (55%)			\$ 11,547.00	\$ -	\$ -	\$ 9,395.00	\$ 9,234.00							
55% of Allotment			\$ 6,350.85	\$ -	\$ -	\$ 5,167.25	\$ 5,078.70							
YTD Total Expenses - Fund 420, PIC 21			\$ -	\$ -	\$ 423.80	\$ 723.80	\$ 723.80							
Percent Expended			0.00%	0.00%	0.00%	14.01%	14.25%							
Projected Compliant														
Projected Non-Compliant														

Available School Fund														
YTD Available School Fund Revenue			\$ -	\$ 7,370.00	\$ 14,597.00	\$ 19,693.00	\$ 25,986.00							
100% of Allotment on Instruction Materials			\$ -	\$ 7,370.00	\$ 14,597.00	\$ 19,693.00	\$ 25,986.00							
YTD Total Expenses			\$ -	\$ -	\$ -	\$ -	\$ -							
Percent Expended			0.00%	0.00%	0.00%	0.00%	0.00%							

Sam Houston State University Charter School

Federal Program Fiscal Status

January 31, 2019 - Fiscal Year is 42% Complete

Federal Risk Rating for Noncompliance - LOW

Fund and Grant	Object Code	Budget	Expenses Before FY19	Total Percent Expended Before FY19	Balance Remaining for FY19	FY19 YTD Expenses	Total Percent Expended	Balance Remaining	FY19 Indirect Cost Rate	Grant Award Period	Notes
Fund 258: 2017-2019 Public Charter School Program Start-Up Grant	6100	\$ -	\$ -	-	\$ -	\$ -	-	\$ -	0.00%	05/01/17 - 07/31/2019	Current Commitments: \$5,756.27
	6200	\$ 17,000.00	\$ 2,384.76	14.03%	\$ 14,615.24	\$ 1,323.00	21.81%	\$ 13,292.24			
	6300	\$ 757,000.00	\$ 610,945.53	80.71%	\$ 146,054.47	\$ 25,256.25	84.04%	\$ 120,798.22			
	6400	\$ 26,000.00	\$ 17,214.71	66.21%	\$ 8,785.29	\$ 1,168.85	70.71%	\$ 7,616.44			
	Indirect Costs	\$ -	\$ -	-	\$ -	\$ -	-	\$ -			
TOTAL	\$ 800,000.00	\$ 630,545.00	78.82%	\$ 169,455.00	\$ 27,748.10	82.29%	\$ 141,706.90				
Fund 224: 2017-2018 IDEA-B Formula	6100	\$ 6,188.00	\$ 2,913.50	47.08%	\$ 3,274.50	\$ 3,273.83	99.99%	\$ 0.67	3.853%	02/06/18 - 09/30/19	Current Commitments: \$6,861
	6200	\$ 10,855.00	\$ 3,993.05	36.79%	\$ 6,861.95	\$ -	36.79%	\$ 6,861.95			
	6300	\$ -	\$ -	-	\$ -	\$ -	-	\$ -			
	6400	\$ -	\$ -	-	\$ -	\$ -	-	\$ -			
	Indirect Costs	\$ 781.00	\$ 593.18	75.95%	\$ 187.82	\$ (76.42)	66.17%	\$ 264.24			
TOTAL	\$ 17,824.00	\$ 7,499.73	42.08%	\$ 10,324.27	\$ 3,197.41	60.02%	\$ 7,126.86				
Fund 225: 2017-2018 IDEA-B Pre-K	6100	\$ -	\$ -	-	\$ -	\$ -	-	\$ -	3.853%	02/06/18 - 09/30/19	Current Commitments: \$549
	6200	\$ 676.00	\$ 125.00	18.49%	\$ 551.00	\$ -	18.49%	\$ 551.00			
	6300	\$ -	\$ -	-	\$ -	\$ -	-	\$ -			
	6400	\$ -	\$ -	-	\$ -	\$ -	-	\$ -			
	Indirect Costs	\$ 30.00	\$ 9.88	32.93%	\$ 20.12	\$ -	32.93%	\$ 20.12			
TOTAL	\$ 706.00	\$ 134.88	19.10%	\$ 571.12	\$ -	19.10%	\$ 571.12				
Fund 224: 2018-2019 IDEA-B Formula	6100	\$ 8,000.00	\$ -	0.00%	\$ 8,000.00	\$ -	0.00%	\$ 8,000.00	3.853%	08/20/18 - 09/30/19	Current Commitments: \$3,453.21
	6200	\$ 7,561.00	\$ -	0.00%	\$ 7,561.00	\$ 1,525.54	20.18%	\$ 6,035.46			
	6300	\$ -	\$ -	-	\$ -	\$ -	-	\$ -			
	6400	\$ -	\$ -	-	\$ -	\$ -	-	\$ -			
	Indirect Costs	\$ 624.00	\$ -	0.00%	\$ 624.00	\$ 58.79	9.42%	\$ 565.21			
TOTAL	\$ 16,185.00	\$ -	0.00%	\$ 16,185.00	\$ 1,584.33	9.79%	\$ 14,600.67				
Fund 225: 2018-2019 IDEA-B Pre-K	6100	\$ -	\$ -	-	\$ -	\$ -	-	\$ -	3.853%	08/20/18 - 09/30/19	Current Commitments: \$0
	6200	\$ 369.00	\$ -	0.00%	\$ 369.00	\$ -	0.00%	\$ 369.00			
	6300	\$ -	\$ -	-	\$ -	\$ -	-	\$ -			
	6400	\$ -	\$ -	-	\$ -	\$ -	-	\$ -			
	Indirect Costs	\$ 15.00	\$ -	0.00%	\$ 15.00	\$ -	0.00%	\$ 15.00			
TOTAL	\$ 384.00	\$ -	0.00%	\$ 384.00	\$ -	0.00%	\$ 384.00				
Fund 410: Instructional Materials Allotment for 2018-2019 Biennium	6300	\$ 80,116.22	\$ 79,904.68	99.74%	\$ 211.54	\$ -	99.74%	\$ -	N/A	School Years 2017-2018 and 2018-2019	This is not a federal grant.
TOTAL	\$ 80,116.22	\$ 79,904.68	99.74%	\$ 211.54	\$ -	99.74%	\$ 211.54				