

Set Image Size



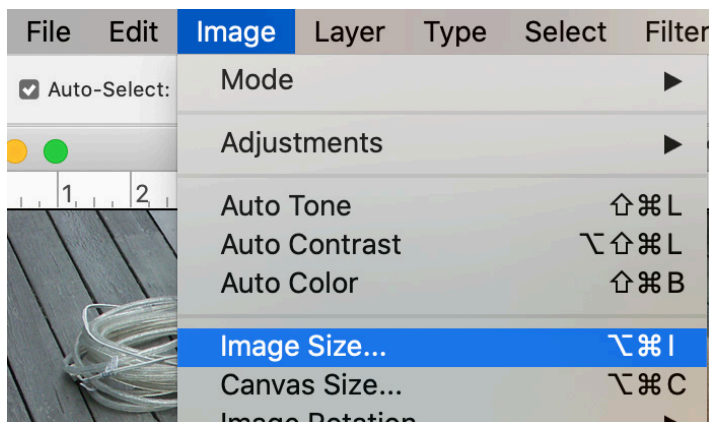
Before creating your PDF file, be sure your images are not too large. They should not be larger than 1500 pixels on their longest side. Below are instructions on how to resize images in either Photoshop or Preview.



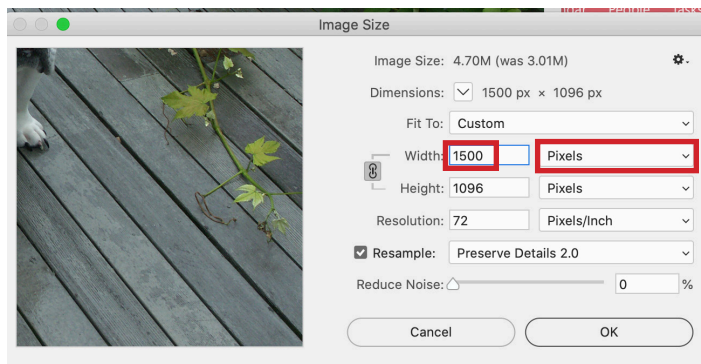
In Photoshop

Open image

In the Menu at top, choose Image > Image Size



In Dialog box, change from inches to Pixels.
Set the longest side, either Width or Height, to no larger than 1500 pixels.



Click OK.

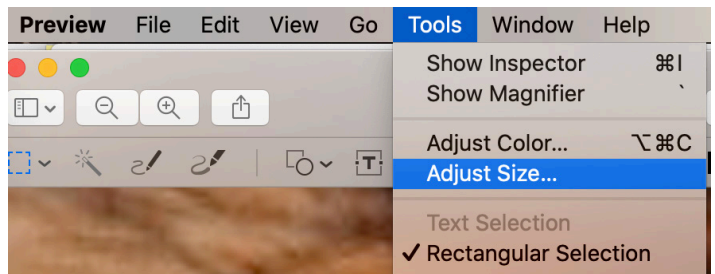
File > Save As to save file.



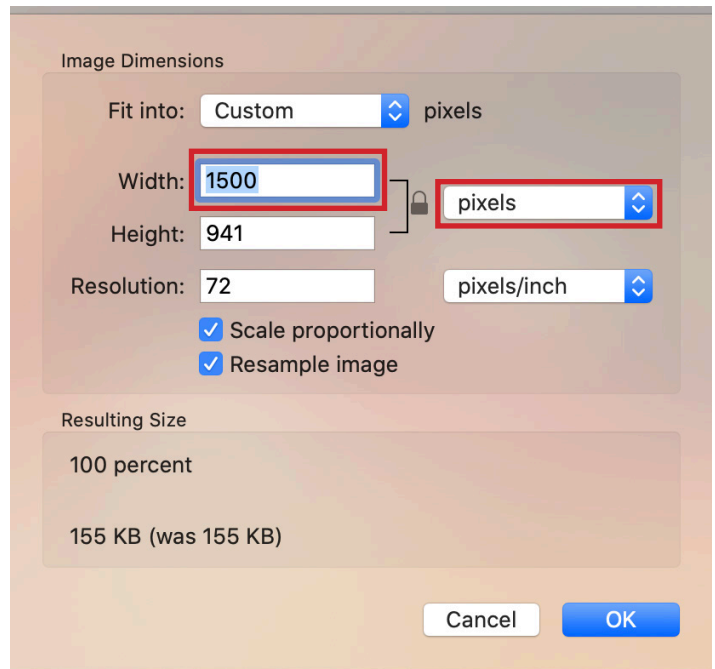
In Preview

Open image.

In Menu at top, choose Tools > Adjust Size.



In Dialog Box, change from inches to pixels.
Set the longest side, either Width or Height, to no larger than 1500 pixels.



Click OK

File > Save.