





Finding Sources

-  Try following these steps to track down useful sources. As you find sources, consider the issues covered in the Sam Houston Writing Center handout/tutorial “Evaluating Sources.”

First

Search an appropriate database. These are available to you through the Newton Gresham Library’s website.



-  EBSCOhost is particularly expansive.
-  JSTOR is much more limited, but only includes articles to which they provide full-text access.
-  Most academic disciplines have at least one database committed to research specific to that field. See the library’s “Databases by Subject” option.

Second

Search the Newton Gresham Library’s catalogue.

Third


Search Google, especially Google Scholar.

-  Often you can find sources through the internet, though this approach can make a critical evaluation of the sources especially important.
-  Google Scholar is similar to a database and will provide articles and books that have been designated “scholarly.” As always, evaluate these sources critically to determine their validity.


Fourth

Follow the trail of sources. Each source you find will have a bibliographical list of sources the author used. As you read an article, look for particularly compelling statements that the author has associated (through a citation) with another source. Go find that source.


Tracking Down Full-Text Articles

 If a database search turns up a result that you think would be helpful, but does not provide a link to a full-text version of the source, try this:


First

 Search for that specific source in other databases that provide full-text articles. If EBSCOHost has a record of a potentially helpful article, but does not have the article available, try to find that article on Google, JSTOR, or other databases.


Second


 Check the library's catalogue. The article or book may be available in hard copy on campus.

Third

 Submit a request to InterLibrary Services. A service provided by the library, ILLiad will try to acquire a copy of a book or article you request. This is only an option if the source is not available in our library. The service is usually free.

Tips

 Start early. If an assignment requires or will benefit from quality, responsible research, do not procrastinate. Finding and reading the best sources possible can take time.

 Take notes. To be more efficient, keep a record of sources you find and read. If you use them in a project, you will need a complete bibliographical record anyway.

 Again, read our handout/tutorial "Evaluating Sources."