

Institutional Characteristics 2009-10

Institution: Sam Houston State University (227881)

User ID: P92278811

Part A - Educational Offerings**1. Which of the following types of instruction/programs are offered by your institution? [Check one or more]**

If your institution does not offer occupational, academic or continuing professional programs, you are not expected to complete this or any other IPEDS survey.

- Occupational, may lead to a certificate, degree, or other formal award
 - Academic, leading to a certificate, degree, or diploma
 - Continuing professional (postbaccalaureate only)
 - Recreational or avocational (leisure) programs
 - Adult basic or remedial instruction or high school equivalency
 - Secondary (high school)
-

Institution: Sam Houston State University (227881)

User ID: P92278811

Part A - Mission Statement

2. Provide the institution's mission statement or a web address (URL) where the mission statement can be found. Typed statements are limited to 2,000 characters or less. The mission statement will be available to the public on College Navigator.

Mission Statement URL:

Mission Statement

Sam Houston State University is a multicultural institution whose mission is to provide excellence by continually improving quality education, scholarship, and service to its students and to appropriate regional, state, national, and international

Institution: Sam Houston State University (227881)

User ID: P92278811

Part B - Organization - Control and Level**1. What is your institutional control or affiliation?** Public - Specify

Primary control

Secondary control (if applicable)


 Private for-profit Private not-for-profit independent (no religious affiliation) Private not-for-profit religious affiliation - Specify**2. What award levels are offered by your institution? [Check all that apply]****Award
Level****BELOW THE BACCALAUREATE:**

- 1 Postsecondary award, certificate, or diploma of **less than one academic year**
- less than 900 contact or clock hours, or
 - less than 30 semester or trimester credit hours, or
 - less than 45 quarter credit hours
- 2 Postsecondary award, certificate, or diploma of **at least one but less than two academic years**
- at least 900 but less than 1800 contact or clock hours, or
 - at least 30 but less than 60 semester or trimester credit hours, or
 - at least 45 but less than 90 quarter credit hours
- 3 Associate's degree
- 4 Postsecondary award, certificate, or diploma of **at least two but less than four academic years**
- 1800 or more contact or clock hours, or
 - 60 or more semester or trimester credit hours, or
 - 90 or more quarter credit hours

BACCALAUREATE AND ABOVE:

- 5 Bachelor's degree or equivalent
- 6 Postbaccalaureate certificate
- 7 Master's degree
- 8 Post-master's certificate
- 17 Doctor's degree - research/scholarship
- 18 Doctor's degree - professional practice
- 19 Doctor's degree - Other
- 12 Other (specify in box below)

You may use the space below to provide context for the data you've reported above.



Institution: Sam Houston State University (227881)

User ID: P92278811

Part B - Organization - Calendar System

Your response to the next question determines how your institution reports Graduation Rates data in the Spring and how you report student charges in Part D of this survey.

If the calendar system differs from prior year or requires a change, please contact the Help Desk at 1-877-225-2568.

3. What is the predominant calendar system at the institution? [Choose one]**Standard academic terms**

Checking **Semester, Quarter, Trimester, or 4-1-4** determines that your institution will provide Graduation Rates data based on a FALL COHORT and student charges data for a FULL ACADEMIC YEAR.

Checking **Other academic calendar** determines that your institution will provide Graduation Rates data based on a FULL YEAR COHORT and student charges data for a FULL ACADEMIC YEAR.

- Semester
- Quarter
- Trimester
- 4-1-4 or similar plan
- Other academic calendar

Other calendar system

Checking one of the following determines that your institution will provide Graduation Rates data based on a FULL YEAR COHORT and student charges data by PROGRAM.

- Differs by program
 - Continuous basis (every 2 weeks, monthly, or other period)
-

Institution: Sam Houston State University (227881)

User ID: P92278811

Part B - Organization - Student Enrollment

4. Does your institution enroll any of the following types of students?

Include all levels offered by your institution, even if there are no students currently enrolled at that level.

*Responses to this question determine which screens will be generated for reporting academic year tuition charges, and for reporting Fall Enrollment during the spring collection. Additionally, checking **Yes** for full-time, first-time, degree/certificate-seeking undergraduate students determines that your institution must report pricing data (on the IC survey) and Student Financial Aid data (in the spring collection) for this cohort.*

	Full-time		Part-time	
<u>Undergraduate (academic or occupational programs)</u>	<input type="radio"/> No	<input checked="" type="radio"/> Yes	<input type="radio"/> No	<input checked="" type="radio"/> Yes
<u>First-time, degree/certificate-seeking undergraduate</u>	<input type="radio"/> No	<input checked="" type="radio"/> Yes	<input type="radio"/> No	<input checked="" type="radio"/> Yes
<u>Graduate</u>	<input type="radio"/> No	<input checked="" type="radio"/> Yes	<input type="radio"/> No	<input checked="" type="radio"/> Yes

Estimated 2009 Fall Enrollment

Provide an early estimate of the institution's fall enrollment for all levels offered (levels should match those indicated 'Yes' above). Estimates should be based on the definitions used in the IPEDS Fall Enrollment component submitted during the spring collection. Prior year (PY) Fall Enrollment counts are provided for reference. These data will NOT appear in College Navigator, but will be made available via the IPEDS Data Center.

	Full-time	FT PY Enrollment	Part-time	PT PY Enrollment	Total
<u>Undergraduate (academic or occupational programs)</u>	<input type="text" value="12,223"/>	12,033	<input type="text" value="2,346"/>	2,269	14,569
<u>Of undergraduates, those who are first-time, degree/certificate-seeking students</u>	<input type="text" value="2,122"/>	2,090	<input type="text" value="48"/>	53	2,170
<u>Graduate</u>	<input type="text" value="566"/>	622	<input type="text" value="1,637"/>	1,738	2,203

5. For Fall 2003, did your institution have any full-time first-time degree/certificate-seeking students enrolled in programs at the baccalaureate level or below?

*If you answer **Yes** to this question, you will be required to provide Graduation Rates data for the 2003-04 cohort in the spring collection. If you answer **No** to this question, indicate the reason you are not required to report Graduation Rates for the cohort year requested.*

If you reported any full-time, first-time degree/certificate-seeking undergraduates on the 2003-04 Enrollment survey, the data will be preloaded below.

- No
 - This institution did not enroll full-time, first-time (undergraduate) students.
 - This institution did not offer programs at or below the baccalaureate level.
 - This institution was not in operation in 2003-04.
- Yes

Full-time, first-time degree/certificate-seeking students from 2003-04 Enrollment survey (GRS Cohort) 1,751

Institution: Sam Houston State University (227881)

User ID: P92278811

Part B - Organization - System Name

6. System, Governing Board or Corporate Structure (please see instructions for reporting System or Corporate data).

Note: Do NOT indicate a religious affiliation here. That information is collected separately and differs from system name.

If you need assistance or need to make changes, contact the Help Desk at 1-877-225-2568. You will not be able to lock your submission if this question is blank.

- This institution is NOT a part of a system or corporate entity.
- This institution is a part of a system or corporate entity.

Specify name of the system or corporate entity.

Texas State University System

Institution: Sam Houston State University (227881)

User ID: P92278811

Part C - Admission Requirements and Services - Open Admission


1. Does your institution have an **open admission policy** for all or most entering **first-time Enrollment** as of the institution's **official fall reporting date** or as of **October 15, 2009** students?

If you answer **No** to this question you will be expected to answer additional questions regarding your admissions procedures such as admissions requirements (test scores, portfolio, etc.), numbers of applicants and admissions, and test scores. If you answer **Yes** to this question, you will not provide this information.

Note: If the only requirement for admission is a high school diploma, your institution is still considered open admission.

- Yes
 No

You may use the space below to provide context for the data you've reported above. These context notes will be posted on the College Navigator website, and should be written to be understood by students and parents.



Institution: Sam Houston State University (227881)

User ID: P92278811

Part C - Admission Requirements and Services - Admission Considerations

2. Please select the option that best describes how your institution uses any of the following data in its undergraduate selection process.

Admission Considerations	Required	Recommended	Neither Required nor Recommended	Don't Know
Secondary school GPA	<input type="radio"/>	<input type="radio"/>	<input checked="" type="radio"/>	<input type="radio"/>
Secondary school rank	<input checked="" type="radio"/>	<input type="radio"/>	<input type="radio"/>	<input type="radio"/>
Secondary school record	<input checked="" type="radio"/>	<input type="radio"/>	<input type="radio"/>	<input type="radio"/>
Completion of college-preparatory program	<input type="radio"/>	<input checked="" type="radio"/>	<input type="radio"/>	<input type="radio"/>
Recommendations	<input type="radio"/>	<input type="radio"/>	<input checked="" type="radio"/>	<input type="radio"/>
Formal demonstration of competencies (e.g., portfolios, certificates of mastery, assessment instruments)	<input type="radio"/>	<input type="radio"/>	<input checked="" type="radio"/>	<input type="radio"/>
<u>Admission test scores</u>				
<u>SAT / ACT</u>	<input checked="" type="radio"/>	<input type="radio"/>	<input type="radio"/>	<input type="radio"/>
Other Test (Wonderlic, WISC-III, etc.)	<input type="radio"/>	<input type="radio"/>	<input checked="" type="radio"/>	<input type="radio"/>
<u>TOEFL</u> (Test of English as a Foreign Language)	<input checked="" type="radio"/>	<input type="radio"/>	<input type="radio"/>	<input type="radio"/>

Institution: Sam Houston State University (227881)

User ID: P92278811

Part C - Admission Requirements and Services - Selection Process

3. Provide the number of first-time, degree/certificate-seeking undergraduate students who applied, who were admitted, and who enrolled (either full- or part-time) at your institution for the most recent Fall period available. Include early decision, early action, and students who began studies during the summer prior to the selected fall reporting period.



Select reporting period: Fall 2008 Fall 2009

	Men	Women	Total
Number of <u>applicants</u>	6,131	8,778	14,909
Number of <u>admissions</u>	3,481	5,050	8,531
Number (of admitted) that enrolled <u>full-time</u>	877	1,245	2,122
Number (of admitted) that enrolled <u>part-time</u>	18	30	48


4. If test scores are required for admission for first-time, degree/certificate-seeking undergraduate students, provide the number and percentage of *enrolled* students submitting SAT and/or ACT scores, as well as the 25th and 75th percentile scores for each test. Provide writing test scores *only* if used for admission. DO NOT convert test scores (e.g., do not convert an SAT score to an ACT scale, etc.). If you have numbers for both SAT and ACT scores, provide the percentiles for both tests. Provide data for the most recent group of *enrolled* students for whom data are available. Include new students admitted the summer prior to the selected fall reporting period.

Select reporting period Fall 2008 Fall 2009 Test scores NOT required

Number submitting <u>SAT</u> scores	1,793
Percent submitting SAT scores	83
Number submitting <u>ACT</u> scores	978
Percent submitting ACT scores	45

	25th Percentile	75th Percentile
SAT Critical Reading	440	540
SAT Math	460	550
SAT Writing	 <input type="text"/>	 <input type="text"/>
ACT Composite	18	22
ACT English	17	22
ACT Math	18	23
ACT Writing	<input type="text"/>	<input type="text"/>

You may use the space below to provide context for the data you've reported above. These context notes will be posted on the College Navigator website, and should be written to be understood by students and parents.



Institution: Sam Houston State University (227881)

User ID: P92278811

Part C - Admission Requirements and Services - Special Learning Opportunities**5. Does your institution accept any of the following? [Check all that apply]**

- Dual credit (college credit earned while in high school)
- Credit for life experiences
- Advanced placement (AP) credits
- None of the above

6. What types of special learning opportunities are offered by your institution? [Check all that apply]

- Distance learning opportunities (e-learning)
 - ROTC
 - Army
 - Navy
 - Air Force
 - Study abroad
 - Weekend/evening college
 - Teacher certification (below the postsecondary level)
 - Students can complete their preparation in certain areas of specialization
 - Students must complete their preparation at another institution for certain areas of specialization
 - This institution is approved by the state for the initial certification or licensure of teachers
 - None of the above
-

Institution: Sam Houston State University (227881)

User ID: P92278811

Part C - Admission Requirements and Services - Student Services

7. If your institution grants a bachelor's degree or higher but does not offer a full 4-year program of study at the undergraduate level, how many years of completed college-level work are required for entrance?

Number of years

8. Which of the following selected student services are offered by your institution? [Check all that apply]

- Remedial services
- Academic/career counseling services
- Employment services for current students
- Placement services for program completers
- On-campus day care for children of students
- None of the above

9. Does your institution have its own library or are you financially supporting a shared library with another postsecondary education institution?

- Have our own library
- Do not have our own library but contribute financial support to a shared library
- Neither of the above

10. Indicate whether or not any of the following alternative tuition plans are offered by your institution.

- No
- Yes

- Tuition guarantee
- Prepaid tuition plan
- Tuition payment plan
- Other (specify in box below)

Please indicate the percentage of all undergraduates enrolled during fall 2008 who were formally registered as students with disabilities with the institution's office of disability services (or the equivalent office):

- 3 percent or less
- More than 3 percent: %

You may use the space below to provide context for the data you've reported above. These context notes will be posted on the College Navigator website, and should be written to be understood by students and parents.



Institution: Sam Houston State University (227881)

User ID: P92278811

Part D - Student Charges Questions**3. Are all full-time, first-time degree/certificate-seeking students required to live on campus or in institutionally-controlled housing?**

If you answer **Yes** to this question, you will not be asked to report off-campus room and board in the price of attendance (D13).

- No
 Yes

4. Does your institution charge different tuition for in-district, in-state, or out-of-state students?

If you answer **Yes** to this question, you will be expected to report tuition amounts for in-district, in-state, and out-of-state students.

- No
 Yes

5. Does your institution offer institutionally-controlled housing (either on or off campus)?

If you answer **Yes** to this question, you will be expected to specify a housing capacity, and to report a room charge or a combined room and board charge (D12 and D13).

- No
 Yes

Specify housing capacity for academic year 2009-10

6. Do you offer board or meal plans to your students?

If you answer **Yes** to this question, you will be expected to report a board charge or combined room and board charge (D12 and D13).

- No
 Yes - Enter the number of meals per week in the maximum meal plan available

- Yes - Number of meals per week can vary (e.g., students' charge meals against a meal card)
-

Institution: Sam Houston State University (227881)

User ID: P92278811

Part D - Undergraduate Student Charges

If the institution charges an application fee, indicate the amount.

	Amount	Prior year
<u>Undergraduate application fee</u>	<input type="text" value="40"/>	40

7. Charges to full-time undergraduate students for the full academic year 2009-10

	<u>In-district</u>	Prior year	<u>In-state</u>	Prior year	<u>Out-of-state</u>	Prior year
All full-time undergraduates						
Average tuition	<input type="text" value="4,650"/>	4,440	<input type="text" value="4,650"/>	4,440	<input type="text" value="12,960"/>	12,870
Required fees	⚠ <input type="text" value="1,865"/>	1,470	⚠ <input type="text" value="1,865"/>	1,470	⚠ <input type="text" value="1,865"/>	1,470

8. Per credit hour charge for part-time undergraduate students

	<u>In-district</u>	Prior year	<u>In-state</u>	Prior year	<u>Out-of-state</u>	Prior year
<u>Per credit hour charge</u>	<input type="text" value="155"/>	148	<input type="text" value="155"/>	148	<input type="text" value="432"/>	429

Institution: Sam Houston State University (227881)

User ID: P92278811

Part D - Graduate Student Charges

If the institution charges an application fee, indicate the amount.

	Amount	Prior year
<u>Graduate application fee</u>	<input type="text" value="20"/>	20

Please, do not include tuition for Doctor's Degree - Professional Practice programs.

9. Charges to full-time graduate students for the full academic year 2009-10

	<u>In-district</u>	Prior year	<u>In-state</u>	Prior year	<u>Out-of-state</u>	Prior year
Average tuition	<input type="text" value="3,690"/>	3,564	<input type="text" value="3,690"/>	3,564	<input type="text" value="8,676"/>	8,622
Required fees	<input type="text" value="1,474"/>	1,290	<input type="text" value="1,474"/>	1,290	<input type="text" value="1,474"/>	1,290

10. Per credit hour charge for part-time graduate students

	<u>In-district</u>	Prior year	<u>In-state</u>	Prior year	<u>Out-of-state</u>	Prior year
<u>Per credit hour charge</u>	<input type="text" value="205"/>	198	<input type="text" value="205"/>	198	<input type="text" value="482"/>	479

Institution: Sam Houston State University (227881)

User ID: P92278811

Part D - Student Charges - Room and Board**12. What are the typical room and board charges for a student for the full academic year 2009-10?***If your institution offers room or board at no charge to students, enter zero.*

<u>Room and board charges</u>	Amount	Prior year
Room charge (Double occupancy)	<input type="text" value="3,793"/>	3,254
Board charge (Maximum plan)	<input type="text" value="2,951"/>	2,792
Combined room and board charge (Answer only if you CANNOT separate room and board charges.)	<input type="text" value="NA"/>	

Institution: Sam Houston State University (227881)

User ID: P92278811

Part D - Student Charges - Price of Attendance

13. Price of attendance for full-time, first-time undergraduate students:

Please enter the amounts requested below. These data will be made available to the public on College Navigator. Data for prior years may be corrected. If your institution participates in any Title IV programs (Pell, Stafford, etc.), you must complete all information for the current year. Leave items that do not apply blank and the system will fill in as "not applicable" or indicate that more information is needed. Estimates of expenses for books and supplies, room and board, and other expenses are those from the **Cost of Attendance report** used by the financial aid office in determining financial need.

NEW: If the 2009-10 tuition and/or fees for entering students are covered by a tuition guarantee program, check the applicable box(es) under 'Tuition Guarantee'. Additionally, if the guarantee is not for a 0% increase, please indicate the maximum % increase guarantee.

Charges for full academic year

2006-07 2007-08 2008-09 2009-10

Tuition Guarantee
(check only if applicable to entering students in 2009-10)

Guaranteed increase %

Published tuition and required fees:

In-district

Tuition	3,600	4,170	4,440	4,650	<input type="checkbox"/>	
Required fees	1,296	1,396	1,470	1,865	<input type="checkbox"/>	
Tuition + fees total	4,896	5,566	5,910	6,515		
PY tuition + fees total	5056	5416	5910			

In-state

Tuition	3,600	4,170	4,440	4,650	<input type="checkbox"/>	
Required fees	1,296	1,396	1,470	1,865	<input type="checkbox"/>	
Tuition + fees total	4,896	5,566	5,910	6,515		
PY tuition + fees total	5056	5416	5910			

Out-of-state

Tuition	11,850	13,906	12,780	12,960	<input type="checkbox"/>	
Required fees	1,296	1,396	1,470	1,865	<input type="checkbox"/>	
Tuition + fees total	13,146	15,302	14,250	14,825		
PY tuition + fees total	13306	13756	14340			

Books and supplies

972	1,016	1,038	1,063
-----	-------	-------	-------


On campus:

<u>Room and board</u>	5,598	6,046	6,046	6,744
-----------------------	-------	-------	-------	-------

<u>Other expenses</u>	3,257	3,390	3,468	3,548
-----------------------	-------	-------	-------	-------

Room and board and other expenses	8,855	9,436	9,514	10,292
-----------------------------------	-------	-------	-------	--------

You may use the space below to provide context for the data you've reported above. These context notes will be posted on the College Navigator website, and should be written to be understood by students and parents.



Institution: Sam Houston State University (227881)

User ID: P92278811

Part E - Additional Information - Athletic Association

1. Is this institution a member of a national athletic association?

- No
- Yes - Check all that apply
 - National Collegiate Athletic Association (NCAA)
 - National Association of Intercollegiate Athletics (NAIA)
 - National Junior College Athletic Association (NJCAA)
 - United States Collegiate Athletic Association (USCAA)
 - National Christian College Athletic Association (NCCAA)
 - Other

2. If this institution is a member of the NCAA or NAIA, specify the conference FOR EACH SPORT using the pull down menu.

Sport	NCAA or NAIA member		Conference
Football	<input type="radio"/> No	<input checked="" type="radio"/> Yes-Specify	Southland Conference
Basketball	<input type="radio"/> No	<input checked="" type="radio"/> Yes-Specify	Southland Conference
Baseball	<input type="radio"/> No	<input checked="" type="radio"/> Yes-Specify	Southland Conference
Cross country and/or track	<input type="radio"/> No	<input checked="" type="radio"/> Yes-Specify	Southland Conference

Institution: Sam Houston State University (227881)

User ID: P92278811

Explanation Report					
Number	Source	Location	Description	Severity	Accepted
Screen: Selection Process					
1	Row 26 Column 2	Screen Entry	You reported the number of students who submitted SAT test scores but you did not enter any percentiles. Please explain or fix.	Explanation	Yes
Reason:	SHSU does not require students to submit SAT Writing score				
2	Row 26 Column 3	Screen Entry	You reported the number of students who submitted SAT test scores but you did not enter any percentiles. Please explain or fix.	Explanation	Yes
Reason:	SHSU does not require students to submit SAT Writing score				
Screen: Undergrad Tuition					
3	Row 7 Column 2	Screen Entry	This value should be within 20% of prior year.	Explanation	Yes
Reason:	hh				
4	Row 7 Column 4	Screen Entry	This value should be within 20% of prior year.	Explanation	Yes
Reason:	A new required fee added: Intercollegiate Fee				
5	Row 7 Column 6	Screen Entry	This value should be within 20% of prior year.	Explanation	Yes
Reason:	Intercollegiate Athletic Fee: Board action authorizes a fee of \$8.75 per long semester credit hour (\$4.50 per summer semester credit hour) effective Fall 2009. The fee supports Intercollegiate Athletic programs.				