

**Data from Texas Higher Education Coordinating Board
Automated Student and Adult Learner Follow-Up System
2010-2011 Exit Cohort Reports
Summary by Gender, Ethnicity - Graduate Completers**

Institution	Male					Female				
	<u>Working and</u>					<u>Working and</u>				
	<u>Working Only</u>	<u>Enrolled Only</u>	<u>Enrolled</u>	<u>All Working</u>	<u>All Enrolled</u>	<u>Working Only</u>	<u>Enrolled Only</u>	<u>Enrolled</u>	<u>All Working</u>	<u>All Enrolled</u>
Lamar State University	71.96%	1.16%	1.97%	73.93%	3.13%	85.47%	0.27%	3.65%	89.12%	3.92%
Midwestern State University	44.78%	0.00%	1.49%	46.27%	1.49%	57.60%	0.00%	4.00%	61.60%	4.00%
Sam Houston State University	62.37%	1.39%	2.09%	64.46%	3.48%	79.68%	1.44%	3.20%	82.88%	4.64%
Stephen F. Austin University	69.06%	5.04%	5.04%	74.10%	10.07%	72.24%	1.42%	5.34%	77.58%	6.76%
Texas State University - San Marcos	69.60%	1.89%	5.45%	75.05%	7.34%	73.80%	2.18%	4.68%	78.48%	6.86%
Texas Women's University	71.43%	2.68%	5.80%	77.23%	8.48%	77.81%	1.22%	2.63%	80.44%	3.85%
The University of Texas at Arlington	60.89%	1.49%	6.91%	67.80%	8.40%	70.20%	1.33%	6.20%	76.39%	7.53%
The University of Texas at Brownsville	61.29%	3.23%	17.74%	79.03%	20.97%	79.56%	0.00%	9.49%	89.05%	9.49%
The University of Texas at Tyler	65.91%	0.57%	6.25%	72.16%	6.82%	75.19%	1.16%	4.26%	79.46%	5.43%
The University of Texas San Antonio	61.27%	1.75%	5.91%	67.18%	7.66%	69.88%	1.55%	5.16%	75.04%	6.71%
University of Houston - Clear Lake	62.86%	2.08%	2.60%	65.45%	4.68%	73.06%	1.52%	4.71%	77.78%	6.23%
University of Houston - Downtown	75.00%	0.00%	6.25%	81.25%	6.25%	88.89%	0.00%	0.00%	88.89%	0.00%
University of Houston - Victoria	71.79%	1.28%	5.77%	77.56%	7.05%	77.73%	0.78%	3.91%	81.64%	4.69%
University of North Texas	51.82%	7.15%	3.36%	55.18%	10.51%	64.45%	4.50%	5.72%	70.18%	10.22%

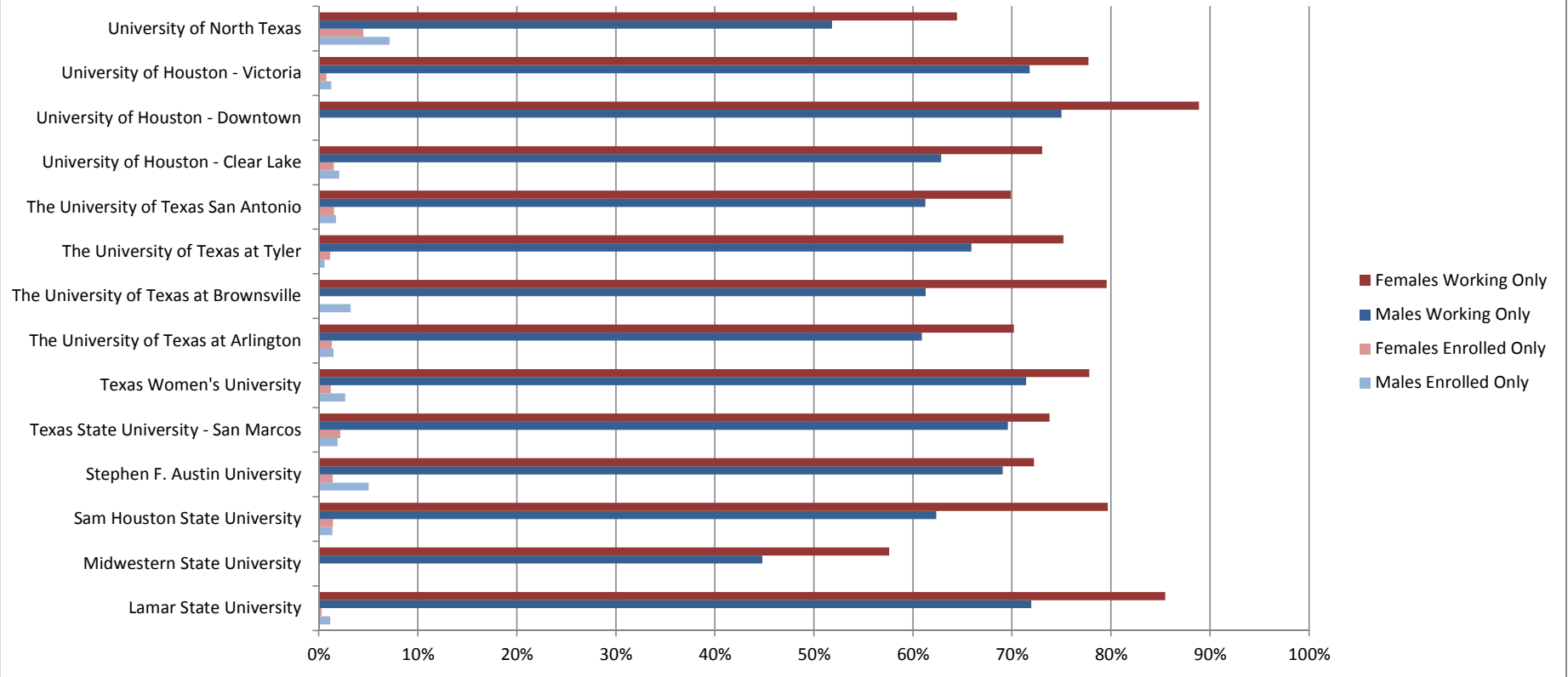
Institution	White					African-American				
	<u>Working and</u>					<u>Working and</u>				
	<u>Working Only</u>	<u>Enrolled Only</u>	<u>Enrolled</u>	<u>All Working</u>	<u>All Enrolled</u>	<u>Working Only</u>	<u>Enrolled Only</u>	<u>Enrolled</u>	<u>All Working</u>	<u>All Enrolled</u>
Lamar State University	88.60%	0.42%	2.79%	91.39%	3.21%	83.63%	0.88%	8.85%	92.48%	9.73%
Midwestern State University	61.54%	0.00%	3.42%	64.96%	3.42%	50.00%	0.00%	7.14%	57.14%	7.14%
Sam Houston State University	71.22%	1.75%	2.54%	73.77%	4.29%	85.14%	0.00%	6.76%	91.89%	6.76%
Stephen F. Austin University	73.60%	2.97%	2.97%	76.57%	5.94%	66.18%	0.00%	11.76%	77.94%	11.76%
Texas State University - San Marcos	74.57%	1.30%	4.13%	78.70%	5.43%	71.64%	4.48%	10.45%	82.09%	14.93%
Texas Women's University	77.96%	1.15%	2.31%	80.27%	3.46%	82.52%	0.61%	4.60%	87.12%	5.21%
The University of Texas at Arlington	76.29%	1.38%	5.44%	81.73%	6.83%	74.80%	2.03%	12.60%	87.40%	14.63%
The University of Texas at Brownsville	76.19%	4.76%	4.76%	80.95%	9.52%	100.00%	0.00%	0.00%	100.00%	0.00%
The University of Texas at Tyler	75.29%	0.87%	4.94%	80.23%	5.81%	65.63%	3.13%	12.50%	78.13%	15.63%
The University of Texas San Antonio	72.35%	0.25%	5.43%	77.78%	5.68%	59.18%	4.08%	8.16%	67.35%	12.24%
University of Houston - Clear Lake	76.17%	2.10%	5.14%	81.31%	7.24%	75.00%	0.81%	4.84%	79.84%	5.65%
University of Houston - Downtown	78.26%	0.00%	0.00%	78.26%	0.00%	88.89%	0.00%	11.11%	100.00%	11.11%
University of Houston - Victoria	81.82%	0.53%	5.35%	87.17%	5.88%	73.75%	2.50%	1.25%	75.00%	3.75%
University of North Texas	64.68%	4.63%	5.02%	69.70%	9.65%	70.00%	3.33%	7.62%	77.62%	10.95%

**Data from Texas Higher Education Coordinating Board
Automated Student and Adult Learner Follow-Up System
2010-2011 Exit Cohort Reports
Summary by Gender, Ethnicity - Graduate Completers**

Institution	Hispanic					Asian				
	Working Only	Enrolled Only	Working and Enrolled			Working Only	Enrolled Only	Working and Enrolled		
			Enrolled	All Working	All Enrolled			Enrolled	All Working	All Enrolled
Lamar State University	90.75%	0.44%	5.73%	96.48%	6.17%	82.05%	0.00%	2.56%	84.62%	2.56%
Midwestern State University	57.14%	0.00%	0.00%	57.14%	0.00%	100.00%	0.00%	0.00%	100.00%	0.00%
Sam Houston State University	91.67%	0.00%	1.67%	93.33%	1.67%	56.10%	4.88%	7.32%	63.41%	12.20%
Stephen F. Austin University	65.22%	8.70%	13.04%	78.26%	21.74%	100.00%	0.00%	0.00%	100.00%	0.00%
Texas State University - San Marcos	75.76%	2.69%	7.41%	83.16%	10.10%	70.97%	6.45%	0.00%	70.97%	6.45%
Texas Women's University	80.30%	2.46%	3.45%	83.74%	5.91%	67.94%	3.05%	5.34%	73.28%	8.40%
The University of Texas at Arlington	80.66%	1.42%	7.08%	87.74%	8.49%	63.06%	1.80%	7.21%	70.27%	9.01%
The University of Texas at Brownsville	76.92%	0.64%	11.54%	88.46%	12.18%	100.00%	0.00%	0.00%	100.00%	0.00%
The University of Texas at Tyler	68.75%	0.00%	0.00%	68.75%	0.00%	0.00%	0.00%	0.00%	0.00%	0.00%
The University of Texas San Antonio	72.55%	2.52%	7.28%	79.83%	9.80%	68.00%	0.00%	0.00%	68.00%	0.00%
University of Houston - Clear Lake	76.34%	1.53%	4.58%	80.92%	6.11%	67.57%	5.41%	4.05%	71.62%	9.46%
University of Houston - Downtown	87.50%	0.00%	0.00%	87.50%	0.00%	100.00%	0.00%	0.00%	100.00%	0.00%
University of Houston - Victoria	81.63%	2.04%	6.12%	87.76%	8.16%	71.70%	0.00%	5.66%	77.36%	5.66%
University of North Texas	61.15%	8.92%	7.64%	68.79%	16.56%	57.58%	4.55%	1.52%	59.09%	6.06%

Institution	Native-American					Unknown/Multi-Racial/International				
	Working Only	Enrolled Only	Working and Enrolled			Working Only	Enrolled Only	Working and Enrolled		
			Enrolled	All Working	All Enrolled			Enrolled	All Working	All Enrolled
Lamar State University	100.00%	0.00%	0.00%	100.00%	0.00%	61.00%	0.91%	0.61%	61.61%	1.52%
Midwestern State University	100.00%	0.00%	0.00%	100.00%	0.00%	28.57%	0.00%	2.04%	30.61%	2.04%
Sam Houston State University	100.00%	0.00%	0.00%	100.00%	0.00%	65.12%	0.00%	0.00%	65.12%	0.00%
Stephen F. Austin University	66.67%	0.00%	0.00%	66.67%	0.00%	57.14%	0.00%	9.52%	66.67%	9.52%
Texas State University - San Marcos	25.00%	0.00%	0.00%	25.00%	0.00%	50.00%	4.17%	3.33%	53.33%	7.50%
Texas Women's University	66.67%	0.00%	0.00%	66.67%	0.00%	48.00%	2.67%	1.33%	49.33%	4.00%
The University of Texas at Arlington	80.00%	0.00%	10.00%	90.00%	10.00%	37.61%	1.08%	5.42%	43.04%	6.51%
The University of Texas at Brownsville	50.00%	0.00%	0.00%	50.00%	0.00%	41.18%	0.00%	29.41%	70.59%	29.41%
The University of Texas at Tyler	66.67%	0.00%	0.00%	66.67%	0.00%	50.00%	0.00%	2.94%	52.94%	2.94%
The University of Texas San Antonio	100.00%	0.00%	0.00%	100.00%	0.00%	43.00%	2.50%	2.50%	45.50%	5.00%
University of Houston - Clear Lake	75.00%	0.00%	0.00%	75.00%	0.00%	47.71%	0.46%	0.46%	48.17%	0.92%
University of Houston - Downtown	0.00%	0.00%	0.00%	0.00%	0.00%	100.00%	0.00%	0.00%	100.00%	0.00%
University of Houston - Victoria	100.00%	0.00%	0.00%	100.00%	0.00%	47.62%	0.00%	4.76%	52.38%	4.76%
University of North Texas	69.23%	0.00%	7.69%	76.92%	7.69%	31.16%	9.06%	1.45%	32.61%	10.51%

THECB 2010-2011 Exit Cohort Reports Graduate Completers



**Data from Texas Higher Education Coordinating Board
Automated Student and Adult Learner Follow-Up System
2010-2011 Exit Cohort Reports
Undergraduate Completers**

Institution	Male					Female				
	<u>Working Only</u>	<u>Enrolled Only</u>	<u>Working and</u>			<u>Working Only</u>	<u>Enrolled Only</u>	<u>Working and</u>		
			<u>Enrolled</u>	<u>All Working</u>	<u>All Enrolled</u>			<u>Enrolled</u>	<u>All Working</u>	<u>All Enrolled</u>
Lamar State University	64.37%	5.06%	11.94%	76.32%	17.00%	64.72%	5.84%	12.16%	76.88%	18.00%
Midwestern State University	63.20%	6.85%	11.93%	75.13%	18.78%	67.82%	4.06%	8.72%	76.54%	12.78%
Sam Houston State University	67.47%	6.83%	6.02%	73.49%	12.85%	70.14%	5.87%	8.15%	78.29%	14.02%
Stephen F. Austin University	66.77%	9.30%	5.49%	72.26%	14.79%	69.50%	6.68%	7.34%	76.83%	14.01%
Texas State University - San Marcos	67.91%	4.26%	5.59%	73.49%	9.84%	69.00%	5.02%	7.16%	76.16%	12.18%
Texas Women's University	57.58%	12.88%	16.67%	74.24%	29.55%	65.84%	6.32%	12.32%	78.16%	18.65%
The University of Texas at Arlington	64.54%	5.38%	8.95%	73.48%	14.32%	72.62%	3.85%	8.85%	81.48%	12.71%
The University of Texas at Brownsville	61.94%	5.77%	11.02%	72.97%	16.80%	62.65%	5.36%	12.65%	75.30%	18.01%
The University of Texas at Tyler	67.30%	5.45%	13.51%	80.81%	18.96%	68.41%	4.84%	13.98%	82.39%	18.82%
The University of Texas San Antonio	63.16%	5.24%	9.24%	72.39%	14.48%	65.37%	4.53%	11.04%	76.40%	15.57%
University of Houston - Clear Lake	64.71%	4.09%	8.95%	73.66%	13.04%	67.39%	4.62%	11.42%	78.82%	16.05%
University of Houston - Downtown	72.00%	3.15%	6.79%	78.79%	9.94%	71.02%	3.12%	8.71%	79.73%	11.83%
University of Houston - Victoria	71.25%	4.38%	11.88%	83.13%	16.25%	67.21%	4.19%	12.56%	79.77%	16.74%
University of North Texas	66.48%	6.03%	5.91%	72.39%	11.94%	67.69%	5.22%	7.25%	74.94%	12.48%

Institution	White					African-American				
	<u>Working Only</u>	<u>Enrolled Only</u>	<u>Working and</u>			<u>Working Only</u>	<u>Enrolled Only</u>	<u>Working and</u>		
			<u>Enrolled</u>	<u>All Working</u>	<u>All Enrolled</u>			<u>Enrolled</u>	<u>All Working</u>	<u>All Enrolled</u>
Lamar State University	65.63%	5.60%	11.08%	76.71%	16.69%	69.31%	4.29%	15.18%	84.49%	19.47%
Midwestern State University	66.09%	4.74%	10.78%	76.87%	15.52%	67.61%	4.23%	9.15%	76.76%	13.38%
Sam Houston State University	68.97%	6.36%	6.64%	75.61%	12.99%	73.84%	4.90%	9.54%	83.38%	14.44%
Stephen F. Austin University	69.11%	7.63%	6.04%	75.15%	13.67%	66.77%	6.07%	10.54%	77.32%	16.61%
Texas State University - San Marcos	69.97%	4.36%	6.02%	75.99%	10.38%	68.06%	4.18%	10.65%	78.71%	14.83%
Texas Women's University	66.11%	6.18%	12.36%	78.48%	18.54%	57.46%	5.40%	19.37%	76.83%	24.76%
The University of Texas at Arlington	71.23%	4.23%	8.18%	79.41%	12.41%	73.41%	4.05%	11.07%	84.48%	15.11%
The University of Texas at Brownsville	62.26%	7.55%	13.21%	75.47%	20.75%	60.00%	0.00%	20.00%	80.00%	20.00%
The University of Texas at Tyler	68.83%	5.30%	13.42%	82.25%	18.72%	69.79%	3.13%	15.63%	85.42%	18.75%
The University of Texas San Antonio	65.10%	3.59%	9.64%	74.74%	13.23%	69.42%	4.68%	10.07%	79.50%	14.75%
University of Houston - Clear Lake	67.72%	4.25%	9.13%	76.85%	13.39%	61.25%	5.00%	18.75%	80.00%	23.75%
University of Houston - Downtown	73.68%	2.65%	6.54%	80.22%	9.19%	66.72%	4.08%	13.38%	80.10%	17.46%
University of Houston - Victoria	71.29%	3.96%	8.91%	80.20%	12.87%	64.04%	3.37%	19.10%	83.15%	22.47%
University of North Texas	68.64%	5.08%	6.00%	74.64%	11.08%	67.13%	5.09%	9.72%	76.85%	14.81%

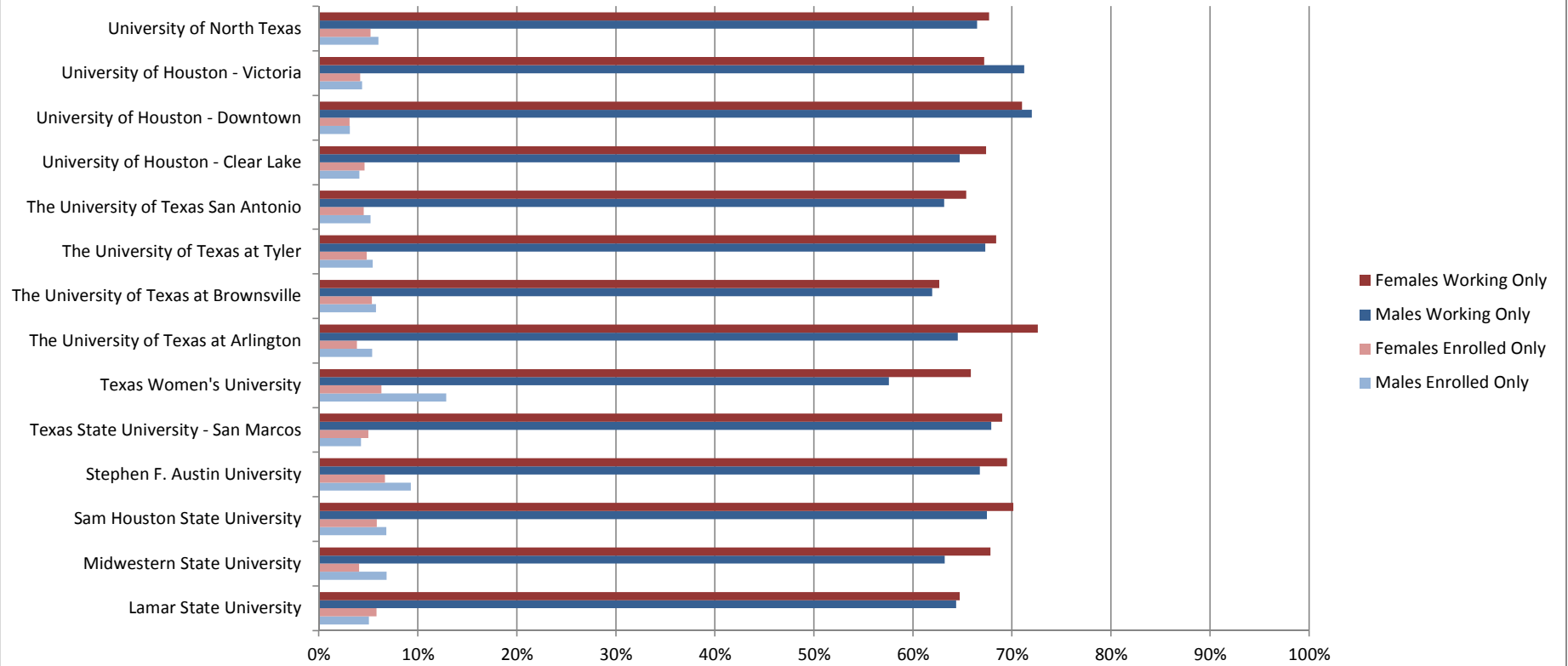
**Data from Texas Higher Education Coordinating Board
Automated Student and Adult Learner Follow-Up System
2010-2011 Exit Cohort Reports
Undergraduate Completers**

Institution	Hispanic					Asian				
	<u>Working Only</u>	<u>Enrolled Only</u>	<u>Working and</u>			<u>Working Only</u>	<u>Enrolled Only</u>	<u>Working and</u>		
			<u>Enrolled</u>	<u>All Working</u>	<u>All Enrolled</u>			<u>Enrolled</u>	<u>All Working</u>	<u>All Enrolled</u>
Lamar State University	61.39%	6.93%	10.89%	72.28%	17.82%	50.94%	3.77%	26.42%	77.36%	30.19%
Midwestern State University	71.15%	3.85%	9.62%	80.77%	13.46%	73.33%	6.67%	6.67%	80.00%	13.33%
Sam Houston State University	68.27%	6.49%	7.69%	75.96%	14.18%	59.57%	0.00%	8.51%	68.09%	8.51%
Stephen F. Austin University	73.45%	9.04%	6.78%	80.23%	15.82%	58.82%	11.76%	0.00%	58.82%	11.76%
Texas State University - San Marcos	67.10%	5.94%	6.51%	73.62%	12.46%	71.43%	4.76%	3.81%	75.24%	8.57%
Texas Women's University	69.40%	8.58%	8.96%	78.36%	17.54%	71.62%	7.43%	9.46%	81.08%	16.89%
The University of Texas at Arlington	69.88%	3.78%	9.88%	79.76%	13.66%	60.99%	8.21%	9.24%	70.23%	17.45%
The University of Texas at Brownsville	62.87%	5.13%	12.13%	75.00%	17.26%	80.00%	0.00%	0.00%	80.00%	0.00%
The University of Texas at Tyler	67.78%	2.22%	14.44%	82.22%	16.67%	50.00%	4.55%	22.73%	72.73%	27.27%
The University of Texas San Antonio	64.99%	5.36%	11.51%	76.50%	16.87%	49.44%	10.11%	8.99%	58.43%	19.10%
University of Houston - Clear Lake	70.99%	4.32%	10.49%	81.48%	14.81%	54.32%	4.94%	12.35%	66.67%	17.28%
University of Houston - Downtown	77.40%	2.37%	5.74%	83.15%	8.11%	60.85%	3.49%	6.59%	67.44%	10.08%
University of Houston - Victoria	67.86%	7.14%	14.29%	82.14%	21.43%	62.26%	1.89%	20.75%	83.02%	22.64%
University of North Texas	68.50%	5.71%	7.14%	75.63%	12.84%	62.54%	8.83%	4.95%	67.49%	13.78%

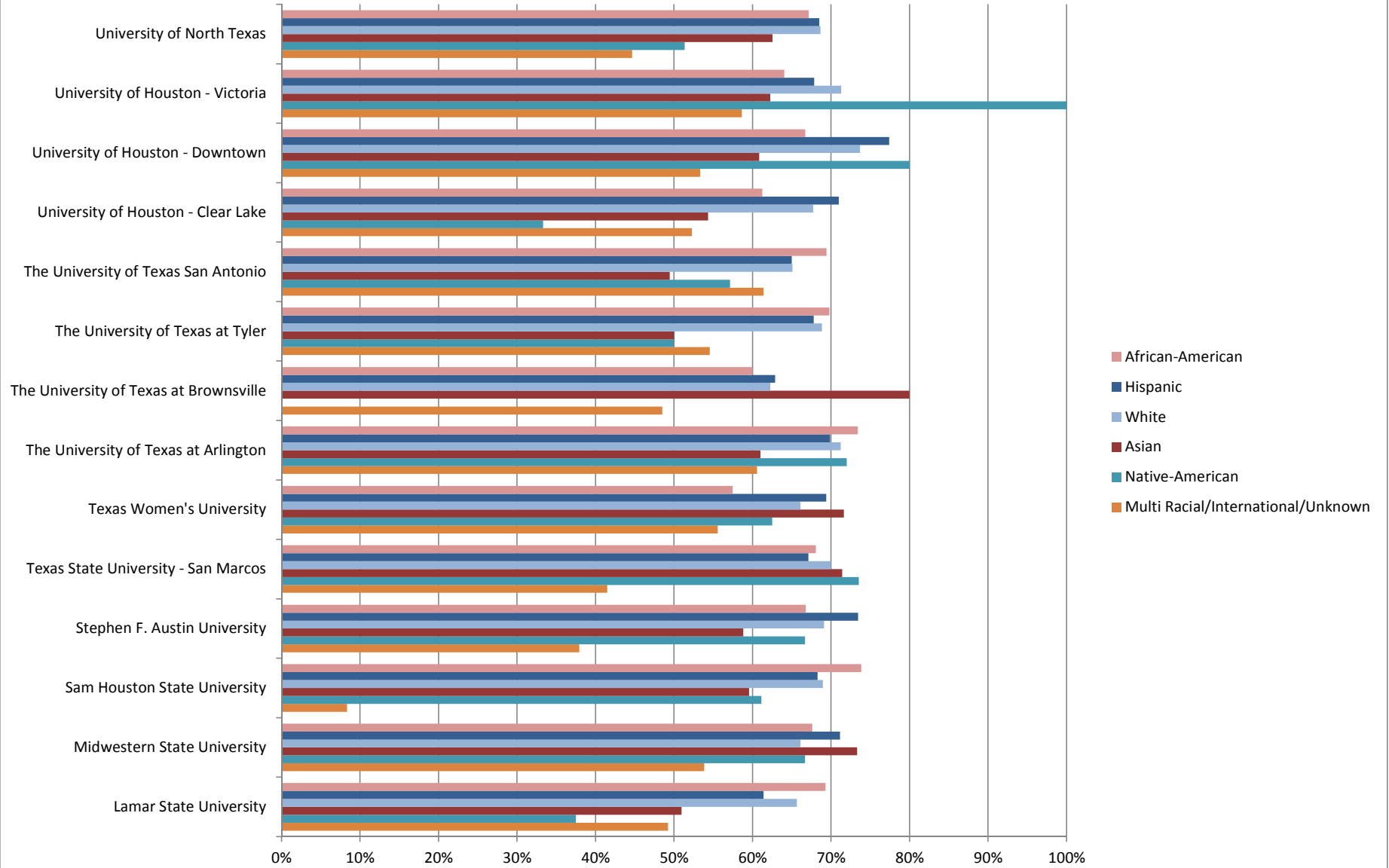
Institution	Native-American					Unknown/Multi-Racial/International				
	<u>Working Only</u>	<u>Enrolled Only</u>	<u>Working and</u>			<u>Working Only</u>	<u>Enrolled Only</u>	<u>Working and</u>		
			<u>Enrolled</u>	<u>All Working</u>	<u>All Enrolled</u>			<u>Enrolled</u>	<u>All Working</u>	<u>All Enrolled</u>
Lamar State University	37.50%	0.00%	0.00%	37.50%	0.00%	49.23%	10.77%	1.54%	50.77%	12.31%
Midwestern State University	66.67%	0.00%	22.22%	88.89%	22.22%	53.85%	11.54%	3.85%	57.69%	15.38%
Sam Houston State University	61.11%	0.00%	11.11%	72.22%	11.11%	8.33%	58.33%	25.00%	33.33%	83.33%
Stephen F. Austin University	66.67%	11.11%	0.00%	66.67%	11.11%	37.93%	10.34%	0.00%	37.93%	10.34%
Texas State University - San Marcos	73.53%	0.00%	2.94%	76.47%	2.94%	41.48%	4.44%	13.33%	54.81%	17.78%
Texas Women's University	62.50%	31.25%	0.00%	62.50%	31.25%	55.56%	8.89%	8.89%	64.44%	17.78%
The University of Texas at Arlington	72.00%	0.00%	16.00%	88.00%	16.00%	60.56%	3.33%	6.11%	66.67%	9.44%
The University of Texas at Brownsville	0.00%	0.00%	0.00%	0.00%	0.00%	48.48%	15.15%	9.09%	57.58%	24.24%
The University of Texas at Tyler	50.00%	16.67%	8.33%	58.33%	25.00%	54.55%	9.09%	13.64%	68.18%	22.73%
The University of Texas San Antonio	57.14%	14.29%	14.29%	71.43%	28.57%	61.41%	4.50%	5.79%	67.20%	10.29%
University of Houston - Clear Lake	33.33%	0.00%	50.00%	83.33%	50.00%	52.27%	6.82%	9.09%	61.36%	15.91%
University of Houston - Downtown	80.00%	20.00%	0.00%	80.00%	20.00%	53.33%	6.67%	6.67%	60.00%	13.33%
University of Houston - Victoria	100.00%	0.00%	0.00%	100.00%	0.00%	58.62%	3.45%	6.90%	65.52%	10.34%
University of North Texas	51.35%	2.70%	13.51%	64.86%	16.22%	44.64%	11.61%	6.25%	50.89%	17.86%

SHSU Institutional Effectiveness
Prepared by Donna Artho
September 21, 2012

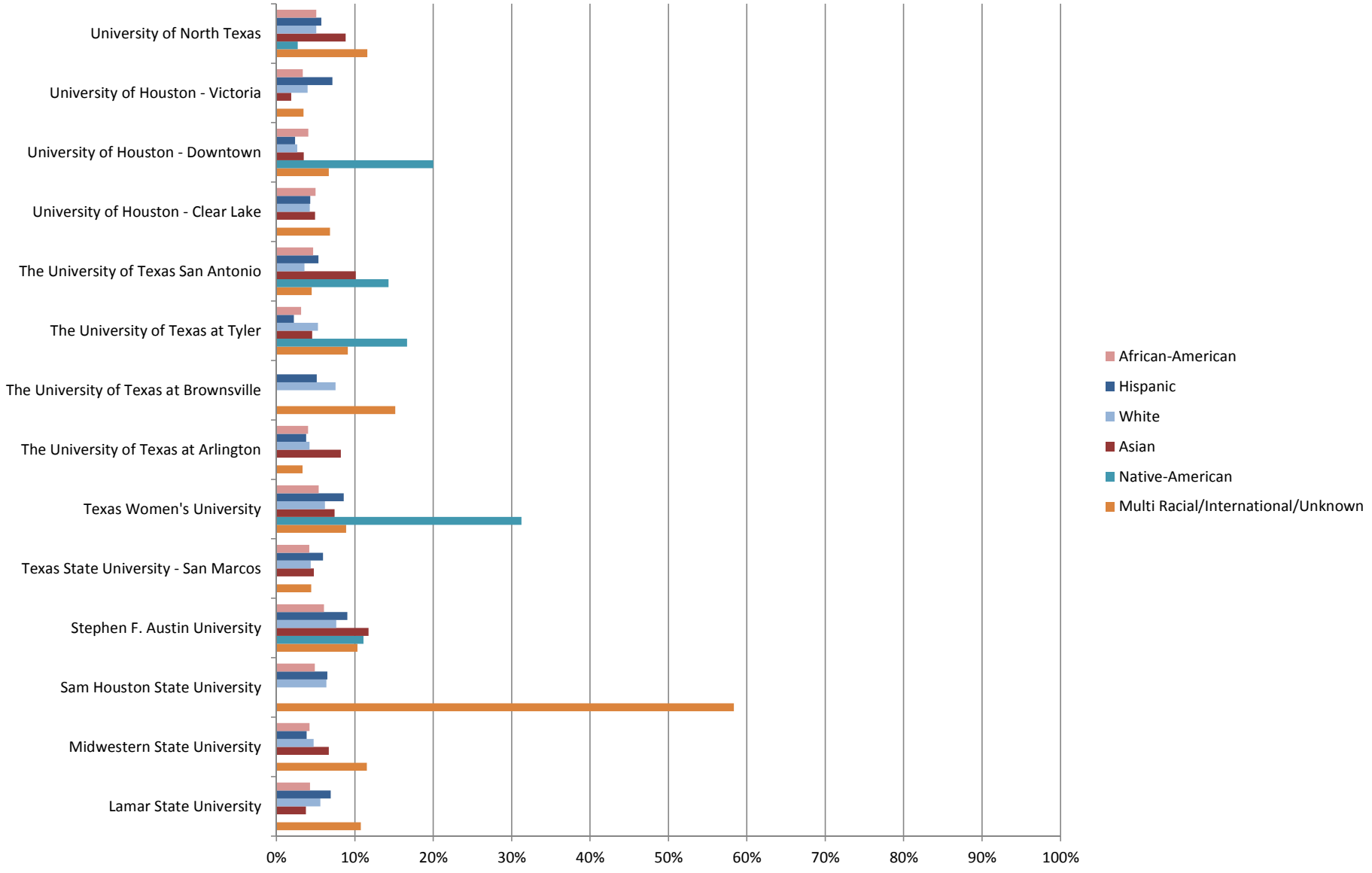
THECB 2010-2011 Exit Cohort Reports Undergraduate Completers



THECB 2010-2011 Exit Cohort Reports Undergraduate Completers - Working Only



THECB 2010-2011 Exit Cohort Reports Undergraduate Completers - Enrolled Only



THECB 2010-2011 Exit Cohort Reports Undergraduate Completers - Working and Enrolled

