

TEACHING OF INDEPENDENT STUDY CLASSES: RESULTS FROM THE FACULTY SENATE SURVEY

Findings for All Colleges

- A large minority of respondents (39.82%) report teaching independent study classes.
- A large majority (94.5%) of those who taught independent study classes did so without compensation of any sort.
- Most of those teaching independent study classes (53%) did so because they were asked and agreed to do it, but some (3.7%) report being pressured to teach such classes.

Findings by College

- More than half of responding faculty in the colleges of Criminal Justice (53.8%) and Fine Arts & Mass Communication (52.6%) report teaching of independent study classes, while sizable minorities of faculty in the colleges of Science (47.8%) and Humanities & Social Science (43.6%) do so as well.
- Regardless of college, a large majority of faculty (between 90% and 100%) report receiving no compensation of any sort of teaching independent study classes.
- In general, across all colleges, 50% or more of faculty report teaching independent study classes because they were asked and agreed to do so; however, nearly half (48.5%) of faculty in the College of Science report that they volunteered to teach such classes.
- In all colleges except the College of Business Administration, there are reports of being pressured to teach independent study classes.

Findings by Faculty Rank

- Lecturer and adjunct faculty members are less likely to report teaching independent study classes than faculty of other ranks.
- Regardless of rank, a large majority of faculty (between 50% and 100%) report receiving no compensation of any sort for teaching independent study classes.
- In general, across all ranks, 50% or more of faculty report teaching independent study classes because they were asked and agreed to do so; however, only one-third of Clinical Professors report being contracted in this manner.
- While no lecturer, adjunct, or clinical professors report feeling pressured to teach independent study classes, small numbers (2.4%-5.3%) of faculty at the ranks of assistant, associate, and full professor report having received such pressure.

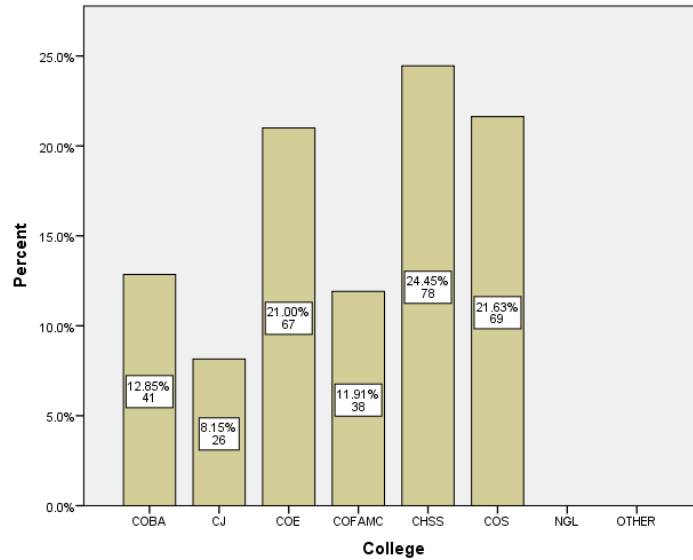
DETAILED REPORT

Section	Page(s)
Demographic Overview	2
Results for All Colleges	3-4
Results By College	5
Results by Faculty Rank	6

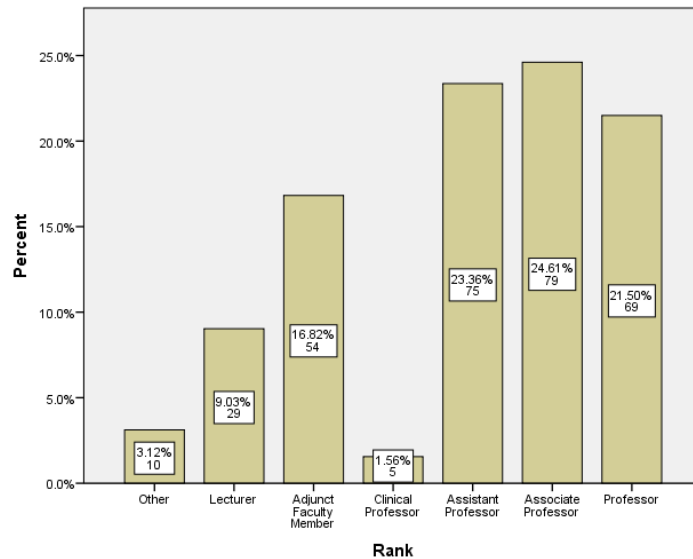
DEMOGRAPHIC OVERVIEW

The online survey was conducted between November 26 and December 6, 2012. A total of 339 faculty members responded to the survey.

Faculty from all colleges on campus (except Newton Gresham Library) participated in the survey:



Faculty of all ranks responded to the survey:

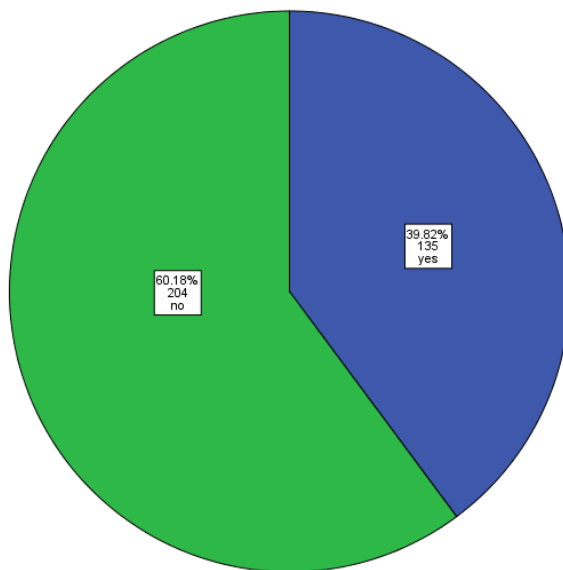


The “other” ranks reported are:

Chair (2), Clinical Assistant Professor, early retiree (2), pool lecturer, University Supervisor for Student Teachers, Visiting Assistant Professor (3)

RESULTS FOR ALL COLLEGES

“In the past academic year, did you teach a class that was an independent study?”



“Which of the following best describes how you were compensated for this independent study class?”

Income above my normal pay	0.08% (1)
A course load reduction (in the same of another semester)	1.6% (2)
No compensation was offered or received	94.5% (121)
Other (compensation was unrelated to any of the above)	3.1% (4)

“Other” means of compensation reported:

points in the FES

online course allows me to utilize DLF money for items related to online teaching

I did not want compensation, I was happy to help a student

just the satisfaction that I was helping a student

Compensation is supposed to come through our annual departmental merit evaluations, which effectively results in no net compensation.

“Which of the following best describes how you were contracted for this independent study class?”

I volunteered to do it	28.4% (38)
I was asked and agreed to do it	53.0% (71)
I was pressured to do it	3.7% (5)
Other (unrelated to any of the above)	14.9% (20)

“Other” means of contracting reported:

It's expected in my field

I have offered these courses out of necessity in a small program with a regular inability to make minimum enrollments.

I was asked by the student, and agreed to do it. Not sure if that means I volunteered or was asked and agreed (first or second answer above)

I direct a doctoral program. Sometimes we just have to do this for our students and I'm hesitant to ask someone else to do it for no compensation.

The student need it to take this course

Actually, the "I.S." in this case is a thesis, which is a form of "Independent Study"

The student needed the course to graduate.

Seems like I always had independent study classes "for the good of the order"

Our majors are required to take it. A student asks you to be their instructor. You can say no, but most say yes.

Since they are 3 new graduate courses, I did not have any option to teach them for free.

I do 6 independent studies almost every year due to the courses students needing to graduate not being offered or students wanting to further study an area that more advanced course are not offered in. I think independent study courses are necessary but also feel over worked and under compensated for all of this extra work--

very common in our dept

No discussion, it's automatically assigned.

student need - in a low enrollment program - course was "on the books" but due to low enrollment not offered. 4 students needed it for graduation.

A student told me that the department office had approved it.

I organized the independent study and recruited students.

RESULTS BY COLLEGE

“In the past academic year, did you teach a class that was an independent study?”

	Yes	No
College of Business Administration	24.4% (10)	75.6% (31)
College of Criminal Justice	53.8% (14)	46.2% (12)
College of Education	26.9% (18)	73.1% (49)
College of Fine Arts & Mass Communication	52.6% (20)	47.4% (18)
College of Humanities & Social Sciences	43.6% (34)	56.4% (44)
College of Science	47.8% (33)	52.2% (36)

“Which of the following best describes how you were compensated for this independent study class?”

	Income above normal pay	Course load reduction	No compensation	Other
College of Business Administration	0.0% (0)	0.0% (0)	100.0% (10)	0.0% (0)
College of Criminal Justice	0.0% (0)	0.0% (0)	100.0% (14)	0.0% (0)
College of Education	0.0% (0)	0.0% (0)	100.0% (18)	0.0% (0)
College of Fine Arts & Mass Comm.	0.0% (0)	5.0% (1)	90.0% (18)	5.0% (1)
College of Humanities & Social	3.0% (1)	0.0% (0)	90.9% (30)	6.1% (2)
College of Science	0.0% (0)	3.0% (1)	93.9% (31)	3.0% (1)

“Which of the following best describes how you were contracted for this independent study class?”

	Volunteered	Asked/agreed	Pressured	Other
College of Business Administration	33.3% (4)	50.0% (6)	0.0% (0)	16.7% (2)
College of Criminal Justice	14.3% (2)	71.4% (10)	7.1% (1)	7.1% (1)
College of Education	20.0% (4)	55.0% (11)	5.0% (1)	20.0% (4)
College of Fine Arts & Mass Comm.	20.0% (4)	60.0% (12)	5.0% (1)	15.0% (3)
College of Humanities & Social	22.9% (8)	60.0% (21)	2.9% (1)	14.3% (5)
College of Science	48.5% (16)	33.3% (11)	3.0% (1)	15.2% (5)

RESULTS BY FACULTY RANK

“In the past academic year, did you teach a class that was an independent study?”

	Yes	No
Lecturer	6.9% (2)	93.1% (27)
Adjunct Faculty Member	5.6% (3)	94.4% (51)
Clinical Professor	60.0% (3)	40.0% (2)
Assistant Professor	49.3% (37)	50.7% (38)
Associate Professor	54.4% (43)	45.6% (36)
Professor	59.4% (41)	40.6% (28)
Other	0.0% (0)	100.0% (10)

“Which of the following best describes how you were compensated for this independent study class?”

	Income above normal pay	Course load reduction	No compensation	Other
Lecturer	50.0% (1)	0.0% (0)	50.0% (1)	0.0% (0)
Adjunct Faculty Member	0.0% (0)	0.0% (0)	100.0% (2)	0.0% (0)
Clinical Professor	0.0% (0)	0.0% (0)	100.0% (3)	0.0% (0)
Assistant Professor	0.0% (0)	0.0% (0)	100.0% (37)	0.0% (0)
Associate Professor	0.0% (0)	2.3% (1)	93.0% (40)	4.7% (2)
Professor	0.0% (0)	2.4% (1)	92.7% (38)	4.9% (2)
Other	0.0% (0)	0.0% (0)	0.0% (0)	0.0% (0)

“Which of the following best describes how you were contracted for this independent study class?”

	Volunteered	Asked/agreed	Pressured	Other
Lecturer	50.0% (1)	0.0% (0)	0.0% (0)	50.0% (1)
Adjunct Faculty Member	0.0% (0)	66.7% (2)	0.0% (0)	33.3% (1)
Clinical Professor	33.3% (1)	33.3% (1)	0.0% (0)	33.3% (1)
Assistant Professor	26.3% (10)	57.9% (22)	5.3% (2)	10.5% (4)
Associate Professor	25.5% (12)	53.2% (25)	4.3% (2)	17.0% (8)
Professor	34.1% (14)	51.2% (21)	2.4% (1)	12.2% (5)
Other	0.0% (0)	0.0% (0)	0.0% (0)	0.0% (0)